

॥ ओ३म् ॥



# DAV PUBLIC SCHOOL, SAMANA

(Senior Secondary)

CBSE Affiliated (1630571)

**Under : DAV College Managing Committee, New Delhi**

Near Chak, Patran Road, Samana-147101 • Phone:01764-221815, 9878144815

E-mail: [davsamana@gmail.com](mailto:davsamana@gmail.com), [davsamana@yahoo.com](mailto:davsamana@yahoo.com)

Website : [www.davsamana.org](http://www.davsamana.org)

## STUDY PLAN

### Class UKG

Name \_\_\_\_\_

Section \_\_\_\_\_

Roll No. \_\_\_\_\_

Adm. No. \_\_\_\_\_

## Index

<b>SUBJECT</b>	<b>FIRST TERM</b>	<b>SECOND TERM</b>	<b>THIRD TERM</b>
<b>ENGLISH</b>	<b>10-13</b>	<b>28-30</b>	<b>39-40</b>
<b>MATHEMATICS</b>	<b>14-16</b>	<b>30-31</b>	<b>41-42</b>
<b>HINDI</b>	<b>16-18</b>	<b>31-33</b>	<b>42-43</b>
<b>GENERAL KNOWLEDGE</b>	<b>19-21</b>	<b>33-34</b>	<b>43-44</b>
<b>VISUAL ART</b>	<b>21-22</b>	<b>34-35</b>	<b>45</b>
<b>HEALTH &amp; PHYSICAL EDUCATION</b>	<b>22-23</b>	<b>35</b>	<b>45-46</b>
<b>MUSIC &amp; DANCE</b>	<b>23-26</b>	<b>35-36</b>	<b>46</b>
<b>BLUE PRINT</b>	<b>26-27</b>	<b>37-38</b>	<b>47-48</b>
<b>CALENDER ACTIVITIES</b>	<b>49</b>		
<b>EK BHARAT SHRESHTA BHARAT</b>	<b>50-51</b>		
<b>ECO CLUB</b>	<b>52-53</b>		
<b>MEDICAL PLANNER</b>	<b>54</b>		
<b>IMPORTANT DAYS</b>	<b>55-58</b>		
<b>ARYA PARV</b>	<b>59</b>		
<b>HOLIDAYS LIST</b>	<b>60</b>		
<b>SCHOOL HOUSES</b>	<b>61</b>		
<b>DO'S AND DON'TS</b>	<b>62</b>		
<b>CODE OF CONDUCT</b>	<b>63</b>		
<b>TEN PRINCIPLES OF ARYA SAMAJ</b>	<b>64</b>		

ओ३म्

## Principal Message

**"Education is a shared commitment between dedicated teachers, motivated students and enthusiastic parents with high expectations"**



**Dr. Mohan Lal Sharma**  
**Founder Principal**

### Dear Students

Today, the role of a school is not only to pursue academic excellence but also to encourage and empower its students to be lifelong learners, critical thinkers, and productive members of an ever-changing global society. More than a decade back DAV SAMANA pledged to transform education. The school that is being run under the able stewardship of Honorable President **Dr. Poonam Suri Ji** has earned its own position not only in Samana but also in its surrounding areas. At DAV, we provide an atmosphere to our students for multifaceted development, where children get such a platform which helps them to channelize their potential in the pursuit of excellence. This can only be possible in a holistic, student-centric environment.

The school is striving hard to make the best possible efforts to inculcate strong Vedic roots combining with academics and extra-curricular activities in the children. Transforming every individual into a self-reliant and independent citizen, the school provides an amalgam of scholastic and co-scholastic activities with International exposure. In our curriculum, the student is the primary focus and each child is involved in the learning process.

The parents are the most strengthening power in moulding the future of children. Their consistent support empowers us to do more and more. I pay my gratitude to them for their faith in us.

I am confident enough that the DAVIANS will make themselves stronger day by day, adding a new leaf to the grandeur of the school.

Blessings,

**Dr. Mohan Lal Sharma**  
Principal

## STUDY PLAN - AN IMPORTANT TOOL

Study plan is a technique that enables you to make the most efficient use of your time, resources and academic potentials. As we journey together, you may face many challenges and to enable you to overcome the obstacles we offer you this wonderful tool-Study Plan to make you familiar with the values and Academic Syllabi of the school. This will increase your awareness of how you study and you will become more confident. Make this planner a part of your schedule for getting success this year.

.....

### GREEN RULES

- ❖ Be kind, polite, helpful and aware of others' feelings.
- ❖ Try your best, work hard and learn from your own mistakes.
- ❖ Respect your educators.
- ❖ Make yourself presentable.
- ❖ Take responsibility for your education.
- ❖ Be organized.
- ❖ Don't be a distraction.
- ❖ Do the task with dedication.
- ❖ Stick to your goals.

## GENERAL INSTRUCTIONS (FOR PARENTS)

- ❖ Parents are requested to co-operate with the school in its attempt to help towards their children's progress by paying attention to their regularity, punctuality and discipline.
- ❖ Constant vigilance on the part of the parents pays rich dividends. We earnestly recommend that parents should take interest in the daily activities of the children both inside and outside the school and check the diary daily for any notes from the teacher. Kindly attend all Parent-Teacher Meetings in the interest of your wards.
- ❖ If you have any suggestions regarding your ward's study, you are welcome to contact the Principal/ Supervisor/ Co-ordinator/Class Teacher/Subject Teacher during Parent-Teacher Meeting or with prior appointment with Principal/ Supervisor/ Co-ordinator between (9:00 a.m. to 10:00 a.m.).
- ❖ Parents are requested not to enter the class room either to see their wards or to seek interviews with the teachers during class hours. No half day/short leave will be given to the student.
- ❖ Unauthorized absence for 6 consecutive days renders the student liable to have his/her name struck off the rolls. Sick children should not be sent to the school for a test or an examination. Medical certificate may be sent along with an application on the same or next day positively. Student will be fined Rs.10 per day, if the child remains absent for the consecutive two days.
- ❖ Children when suffering from infectious disease should not be sent to school to attend classes. The student is required to produce a fitness certificate from a Medical Practitioner / Doctor on joining.
- ❖ Any change of Residential / Official Address / Telephone Number should be notified to the class teacher and school office immediately.

- ❖ Ensure that the child maintains personal hygiene, has nutritious breakfast and diet and avoids eatables from roadside vendors.
- ❖ Students are not allowed to carry / use "Mobile Phones" within the school premises.
- ❖ As the medium of instruction in the school is English. So, children should be helped to follow their work easily and intelligently by a certain amount of regular conversation in English at home.
- ❖ As soon as the diary is issued, the parents should fill in all the required data and sign in the spaces provided.
- ❖ Parents should sign the school diary daily. Daily assignment, irregularity in
  - a) Completion of assignment
  - b) Bringing of Books.
  - c) Wearing proper uniform, or any other instruction and circulars given should be acknowledged by signing the diary at the respective spaces provided.
- ❖ Legitimate complaints should be brought to the knowledge of the Principal without delay.
- ❖ Please ensure that the child is sent neatly dressed. Nails should be trimmed regularly. Expensive jewellery and watches, nail polish and make up is not permitted.
- ❖ Encourage the children to participate in all curricular and co-curricular activities. This is very necessary for gaining self-confidence and self-satisfaction

**MODE OF EXAMINATION**

1. The First Term examination will be held in the month of September and 2<sup>nd</sup> term will be held in December and Annual examination will be held in the month of February / March.
2. Grading System is in the paper of Drawing, Music / Dance, G.K., Naitik Shiksha, Health & Physical Education, Sanskrit.
3. A student must pass separately in both (Written+ Practical) exams.
4. Duration of each paper will be of three hours.

**\*\*\*\***

**TEACHER SHOULD KEEP IN MIND**

1. Use a variety of tools (Oral, Projects, Presentation).
2. Understand different learning styles and abilities.
3. Develop child's individual's skills, interests, attitudes and motivation.
4. Monitor the changes taking place in a child's learning, behavior and progress over time.
5. Share the assessment criteria with the students.
6. Allow peer and self-assessment.
7. Give an opportunity to the students to improve.
8. Use an "Indoor Voice" when speaking in the class.

## VALUE EDUCATION

### APRIL

#### **Courtesy & Co-operation:**

Recognition of mutual interdependence with others resulting in Polite treatment and respect.

- Politeness
- Sympathy
- Civility
- Collaboration
- Assistance

### MAY

#### **Kindness & Generosity:**

Concern for suffering or distress of others.

- Affection
- Decency
- Gentleness
- Altruism
- Support

### JUNE

#### **Accountability & Commitment:**

Responsibility for one's actions and their consequences.

- Liability
- Blame worthiness
- Answerability
- Promise
- Responsibility

## TOPIC

### JULY

#### **Nurture the Nature/ Conservation:**

Avoid wastage and pollution of Natural resources.

- Natural Environment
- Care and Conservation of Land, Clean Air and Pure Water

### AUGUST

#### **Honesty & Integrity:**

The quality or fact of being truthful, upright & fair.

- Truthful
- worthy of confidence
- Trustworthy
- Patient
- Sincere

### SEPTEMBER

#### **Safety & Security:**

Condition of being protected from danger or risk.

- Immunity
- Assurance
- Defence
- Protection
- Precautions



## OCTOBER

### Respect & Forgiveness:

Treat others the way you like to be treated. Care for others and Environment.

- Respect for Creator
- Respect for Others
- Respect for authority
- Respect for environment
- Respect for health

## NOVEMBER

### Tolerance & Acceptance:

To respect someone's Belief & Choices.

- Tolerate Others
- Co-operate and Encourage Others
- Empathy for others
- Harmony

## DECEMBER

### Care & Compassion:

Concern for Sufferings of others & being Sympathetic.

- Love for Living Beings
- Attitude of Kindness
- Generous
- Courtesy
- Empathy
- Self- Heartedness

## JANUARY

### Loyalty & Patriotism:

Faithfulness to a person, institution, custom or idea to which one is bound by duty, pledge or a promise.

- Faithfulness
- Dutiful
- Steadfast
- Trustfulness
- Trustworthy
- Patriotic

## FEBRUARY

### Time Management:

Ability to use one's time effectively.

- Right Activity
- Effective Planning
- Setting Deadlines
- Setting Goals & Objectives

## MARCH

### Excellence / Doing Your Best:

Strive to achieve best at all times and to be good.

- Be Curious
- Help others to improve
- Focus on Task
- Identify Your Goals
- Hard Work

**UNIT - I (APRIL to AUGUST)****ENGLISH****OBJECTIVES :-**

1. Our main aim is to develop basic communication skill in the students.
2. To enable the students to communicate with other people to express their own words and sentences.
3. To enable the students to read simple sentences with the help of phonetics.
4. To facilitate the students to take interest in English.

**Note :-** Practice worksheet is compulsory after completion of every concept.

<b>APRIL</b>	
<b>Listening Skill</b>	'a' vowel sound story
<b>Speaking Skill</b>	Conversation :
	(i) What is your name ?
	(ii) In which class do you study ?
	(iii) In which school do you study?
<b>Reading Skill</b>	(a) Reading with correct pronunciation 'a' vowel sound words (Page No. 1 to 15)
	(b) Name the picture Example Bat, Cat, Pan etc.
<b>Writing skill</b>	Small cursive (a to z) with proper formation
<b>Integrated Activity Book</b>	Page No. 1 to 11
<b>Activity</b>	(i) Initial sound game (Curriculum Guidelines Page No. 64)
	(ii) Let's talk [Child Craft Kit Page No. 52]
	(iii) Phonic song

<b>Tool of Evaluation</b>	<b>Teaching aids</b>
Letter Recognition	Smart Board, Related Books, Wooden Blocks

<b>MAY</b>	
<b>Listening Skill</b>	(a) Story "The Lion and the Mouse"

	(b)	'e' vowel sound story
<b>Speaking Skill</b>	a)	Conversation :
	(i)	Who is your Class Incharge?
	(ii)	Where do you live ?
	(iii)	How old are you?
	b)	Composition - Myself
	c)	Uses of water
<b>Reading Skill</b>	(a)	Reading with correct pronunciation Page No. 16 to 18
	(b)	Small cursive a to z
<b>Writing skill</b>	(a)	'a' vowel sound words
	(b)	Match with pictures
	(c)	Dictation
<b>Integrated Activity Book</b>	Pages 12 to 22	
<b>Activity</b>	(i)	Catch me (Child Craft Kit Page No. 48
	(ii)	Memory game (Child Craft Kit Page No. 73)
	(iii)	Picture talk on 'a' vowel sound words

<b>Tool of Evaluation</b>	<b>Teaching aids</b>
Dictation, Oral and Written Test, Brain storming activities	Smart board, Word building, Blocks, Child Craft Kit

<b>JUNE</b>	<b>SUMMER VACATION</b>
-------------	------------------------

<b>JULY</b>	
<b>Listening Skill</b>	Story' The Lion and the Mouse'
<b>Speaking Skill</b>	(a) Conversation :-
	(i) How are you?
	(ii) What is the name of your Principal ?
	(iii) What is the name of your Area Incharge ?
	(iv) How many students are there in your class?
	(b) Two-three sentences on shown objects like- pencil, bag etc.
	(c) Cleanliness
	(d) My school

<b>Reading Skill</b>	(a)	Reading with correct pronunciation Page No. 19 to 21
	(b)	'a' & 'e' vowel sound story
<b>Writing skill</b>	(a)	a' & 'e' vowel sound words
	(b)	Match the picture with name
	(c)	Correct the jumbled words
	(d)	Circle the Rhyming words
	(e)	Name the Picture
	(f)	Dictation
<b>Activity- Greetings</b>	1.	Use of Please, Thank you (Curriculum Guidelines Page No. - 69)
	2.	Roll call
	3.	Introduction in pairs
<b>Integrated Activity Book</b>	Page- 23 to 28	

<b>Tool of Evaluation</b>	<b>Teaching aids</b>
Group discussion, Oral and Written Test, Brain storming activities, Picture recognition	Books, Sound stories from Smart board, Flash cards, mentioned activities from Curriculum Guidelines

<b>AUGUST</b>		
<b>Listening Skill</b>	(a)	Differentiate between 'a' & 'e' vowel words
	(b)	Story 'The Lion and the Mouse'
<b>Speaking Skill</b>	(a)	Self Introduction
	(b)	Cleanliness
	(c)	My School
<b>Reading Skill</b>	(a)	Reads own name
	(b)	Associates - 'a' & 'e' vowels pictures with name
<b>Writing skill</b>	(a)	'a' & 'e' vowel sound words
	(b)	Write one rhyming word
	(c)	Dictation
	(d)	Match the words with last same sound tap, map
<b>Activity</b>	1.	'Hear and Discriminate' from Child Craft Kit (Page No. 44)
	2.	Chit game

3. Find the odd one out Curriculum Guidelines  
Page No.-73 + Revision

**Tools of Evaluation**

Group discussion, Oral and Written Test, Picture recognition, Dictation

**Teaching aids**

Books, Flash Cards, E- Smart Board, Child Craft Kit, mentioned activities from Curriculum Guidelines

**SEPTEMBER****Assessment – 1****SPEAKING TOPICS****MYSELF**

1. My name is\_\_\_\_\_.
2. I am five years old.
3. I study in U.K.G. \_\_\_\_\_ class.
4. I study in DAV Public School Samana.
5. I live at \_\_\_\_\_.
6. All loves me.

**CLEANLINESS**

1. Keep yourself and your Surroundings clean.
2. Dress neatly
3. Brush your teeth twice a day.
4. Take a bath daily.
5. Trim your nails regularly.

**My School**

1. I study in DAV Public School Samana.
2. It is situated at Samana.
3. It has one big library.
4. It has two computer labs.
5. It has one gym.
6. I like mv school verv much.

**Uses of water**

- |             |               |
|-------------|---------------|
| 1. Drinking | 5. Washing    |
| 2. Brushing | 6. Cooking    |
| 3. Bathing  | 7. Swimming   |
| 4. Cleaning | 8. Irrigation |

**Story:- The Lion and the Mouse**

Once a lion was sleeping. A mouse came and started jumping on the lion. Lion woke up and caught the mouse. The mouse begged for pardon and the lion let the mouse go. One day, the lion caught in the hunter net. The same mouse came and cut the net and freed the lion.

**Moral :-** Do good, Have good


**MATHEMATICS**
**OBJECTIVES :-**

1. Our main objective is to develop cognitive or intellectual skill.
2. To enable the children to make simple comparisons recognize plain and solid shapes.
3. Arrange objects in sequence and perform simple operations on addition and subtractions.

<b>APRIL</b>	
<b>Counting</b>	1 to 100
<b>Missing Numbers</b>	1 to 50
<b>Count And Write</b>	1 to 20
<b>Dictation</b>	1 to 100
<b>Book Pages</b>	1 to 20
<b>Shape</b>	Circle
<b>Activity</b>	(i) Comparisons (Page No. 27 of Curriculum Guidelines)
	(ii) Pre -Number Concepts (Page no. 73 of Curriculum Guidelines)
<b>Concept</b>	Big /Small, Tall/ Short

<b>Tools of Evaluation</b>	<b>Teaching aids</b>
Worksheets, Green Board Test, Verbal Counting	Abacus, Charts, Number cards, E- Smart board, Child Craft Kit

<b>MAY</b>	
<b>Counting</b>	1 to 100
<b>What comes after</b>	1 to 30
<b>What comes Between</b>	1 to 30
<b>Dictation</b>	1 to 100
<b>Book Pages</b>	21 to 36
<b>Shape</b>	Triangle
<b>Table</b>	0 (Zero)
<b>Activity</b>	(i) Shapes (Page No. 27 of Curriculum Guidelines)

	(ii)	Sequencing (Page no. 74 of Curriculum Guidelines)
	(iii)	Who is Missing (Page no. 79 of Curriculum Guidelines)

<b>Tools of Evaluation</b>	<b>Teaching aids</b>
Worksheets, Green Board Test, Verbal Counting	Abacus, Charts, Number Cards, E- Smart Board, Child Craft Kit, Classroom Objects

<b>JUNE</b>	Summer Vacation
-------------	-----------------

<b>JULY</b>	
Counting	1 to 100
What comes After ,Before	1 to 30
What comes Between	1 to 30
Backward Counting	50 to 1
Addition Sums	0-9 (Single Digit)
Dictation	1 to 100
Book Pages	37 to 43
Shape	Rectangle, Square
Table	1 and 2
Activity	(i) Tippy Tippy Tap
	(ii) Fire in the Mountain
	(iii) Who is missing ? (Page no. 79 of Curriculum Guidelines)

<b>Tools of Evaluation</b>	<b>Teaching aids</b>
Worksheets, Green Board Test, Verbal Counting	Shape cards, Number cards, E- Smart board, Child Craft Kit, Classroom Objects, Test

<b>AUGUST</b>	
Counting	1 to 100
What comes After ,Before	1 to 30
What comes Between	1 to 30
Backward Counting	50 to 1
Addition Sums	0-9 (Single Digit)
Dictation	1 to 100
Missing Numbers	1 to 50
Shape	Rectangle, Square, Circle, Triangle
Table	0, 1 and 2

Activity	(i)	Musical Islan (Page No. 75 of Curriculum Guidelines)
	(ii)	Passing the Parcel (Page no. 72 of Curriculum Guidelines) + <b>Revision of all syllabus</b>

<b>Tool of Evaluation</b>	<b>Teaching aids</b>
Worksheets, Green Board Test, Verbal Counting	Shape cards, Number cards, E- Smart board, Child Craft Kit, Classroom Objects

<b>SEPTEMBER</b>	<b>Assessment – 1</b>
------------------	-----------------------



### उद्देश्य

1. विद्यार्थियों को उनकी मौलिक भाषा में सामान्य बातचीत समझने योग्य बनाना।
2. विद्यार्थियों को सामान्य वाक्य और प्रश्न समझने योग्य बनाना।
3. विद्यार्थियों को दो, तीन, चार अक्षरों के शब्द तथा आ की मात्रा के शब्दों में अन्तर समझने योग्य बनाना।
4. शब्दावली में वृद्धि करना।
5. विद्यार्थियों को स्वर, व्यंजन तथा शब्द लिखने योग्य बनाना।

<b>अप्रैल</b>		
<b>श्रवण / पाठन</b>		
कहानी	(क)	झूठा गडरिया
बाल माधुरी	(ख)	पृष्ठ 1 से 7
शब्द अभ्यास	(ग)	पृष्ठ 1 से 5
वाचन	(क)	आपका क्या नाम है?
	(ख)	आप किस कक्षा में पढ़ते हो?
	(ग)	आप किस विद्यालय में पढ़ते हो?
	(घ)	आप कहाँ रहते हो?
लेखन	(क)	स्वर अ से अः
	(ख)	व्यंजन क से ज्ञ
गतिविधि	(क)	Recognition & Reading (Page No. 70 from Curriculum Guidelines)
	(ख)	Find my Partner from Child Craft Kit Page No. 54.
<b>मूल्यांकन के ढंग</b>		<b>सहायक सामग्री</b>
लिखित एवं मौखिक परीक्षण, पुस्तक पढ़ना, कार्य प्रपत्रा		फ्लैश कार्ड एवं पुस्तकें



मई		
श्रवण / पाठन		
कहानी	(क)	झूठा गडरिया
बाल माधुरी	(ख)	पृष्ठ 8 से 20
शब्द अभ्यास	(ग)	पृष्ठ 6 से 10
वाचन	(क)	आपके प्रधानाचार्य का क्या नाम है?
	(ख)	आपकी अध्यापिका का क्या नाम है?
	(ग)	सप्ताह में कितने दिन होते हैं
	(घ)	अपना परिचय पाँच पक्तियों में दीजिए?
लेखन	(क)	दो अक्षरों का जोड़
	(ख)	दो अक्षरों के शब्द
	(ग)	पहली ध्वनि से शब्द बनाओ।
	(घ)	चित्र देखकर घेरा लगाओ।
	(ङ)	चित्र का नाम से मिलान करो।
गतिविधि	(क)	Role play & Be quick game from Curriculum Guidelines (Page No. 22)
	(ख)	Catch me from Child Craft Kit (Page no. 48)
<b>मूल्यांकन के ढंग</b>		<b>सहायक सामग्री</b>
चित्र देखकर पढ़ना, श्रुतलेख, कार्य प्रपत्र,		फलैश कार्ड, पाठ्य पुस्तक, दृश्यात्मक सामग्री, ई-समार्ट बोर्ड

<b>जून</b>	<b>ग्रीष्मावकाश</b>
------------	---------------------

जुलाई		
श्रवण / पाठन		
कहानी	(क)	झूठा गडरिया
बाल माधुरी	(ख)	पृष्ठ 21 से 27
शब्द अभ्यास	(ग)	पृष्ठ 11 से 16
वाचन	(क)	फलों के नाम बताओ।
	(ख)	आपकी माता जी का क्या नाम है?
	(ग)	आपके पिता जी का क्या नाम है?
लेखन	(क)	समान लय वाले शब्दों पर घेरा लगाओ।
	(ख)	शब्द शुद्ध करो।
	(ग)	सरल वाक्य
	(घ)	रिक्त स्थान भरो।

गतिविधि	(क)	Word Fountain (Page No. 25 from Curriculum Guidelines)
	(ख)	Catch me (Child Craft Kit Page No. 48)
<b>मूल्यांकन के ढंग</b>		<b>सहायक सामग्री</b>
चित्र देखकर पढ़ना, श्रुतलेख, कार्य प्रपत्र,		फलैश कार्ड, पाठ्य पुस्तक, दृश्यात्मक सामग्री, ई-स्मार्ट बोर्ड

<b>अगस्त</b>		
श्रवण / पाठन		
कहानी	(क)	झूठा गडरिया
बाल माधुरी	(ख)	पृष्ठ 28 से 36
शब्द अभ्यास	(ग)	पृष्ठ 17 से 22
वाचन	(क)	सब्जियों के नाम बताओ।
	(ख)	अंगों के नाम बताओ।
	(ग)	आप कहाँ रहते हो?
लेखन	(क)	दो अक्षरों के शब्द
	(ख)	चित्र देखकर नाम लिखो।
	(ग)	श्रुतलेख
गतिविधि	(क)	Ladder Game (Page no. 23 from Curriculum Guidelines)
	(ख)	Picture Talk (Page No. 60 from Curriculum Guidelines)
<b>मूल्यांकन के ढंग</b>		<b>सहायक सामग्री</b>
चित्र देखकर पढ़ना, श्रुतलेख, कार्य प्रपत्र,		फलैश कार्ड, पाठ्य पुस्तक, दृश्यात्मक सामग्री, ई-स्मार्ट बोर्ड

<b>सितम्बर</b>	<b>करवाए गए पाठ्यक्रम की दोहराई + मूल्यांकन 1</b>
----------------	---

### कहानी झूठा गडरिया

एक गडरिये का था बालक, बहुत बुरी थी उसकी आदत।  
 भेड़ चराने जंगल जाता, झूठ-मूठ में वह चिल्लाता।  
 देखो देखो भेड़िया आया, इसने मेरा भेड़ चुराया।  
 लोग दौड़कर जब थे आते, उसे मजे में हंसता पाते।  
 पर सचमुच जब भेड़िया आया, तब वह मूर्ख बहुत  
 चिल्लाया।  
 पर सब उसको झूठा जान, बैठे रहे सब चुप्पी तान।  
 भेड़िया भेड़ लेकर भागा, तब बहुत पछताया अभागा।  
 झूठ बोलते जो बच्चे, लोग न उनको समझते अच्छे।  
 है खोते सबका विश्वास, पछताते होकर निराश।  
**शिक्षा :-** झूठ मत बोलो, कोई भी झूठे लोगों पर विश्वास  
 नहीं करता।

### मेरा परिचय

- मेरा नाम.....है।
- मैं पाँच वर्ष का/की हूँ।
- मैं यू.के.जी. में पढ़ता/पढ़ती हूँ।
- मेरे स्कूल का नाम डी.ए.वी. पब्लिक स्कूल है।
- मैं.....शहर/गांव में रहता/रहती हूँ।
- मेरा मनपसंद फल.....है।
- सब मुझे बहुत प्यार करते हैं।  
धन्यवाद।


**GENERAL KNOWLEDGE**
**OBJECTIVES :-**

1. To enable the child to know about surroundings.
2. To develop thinking skills.
3. To extend the knowledge of animal life.
4. To develop awareness about road safety and simple traffic rules.
5. To sharpen the sensory discrimination.
6. To perform simple experiments.
7. To classify food in various sub groups / fruits, vegetables and grains.

Tools of Evaluation	Teaching Aids
Oral testing , Identification of objects and pictures , Oral Questioning , Group Discussion	Charts , Smart Board , Text Books, Real Objects.

<b>APRIL</b>	
<b>Name and Recognize</b>	Page No. 3 to 7
<b>Topics</b>	The Family , Keeping Clean , Kitchen Articles, Our Food, Parts of the Body
<b>Conversation</b>	1. How many members are there in your family ?
	Ans. There are _____ members in my family.
	2. What do you use to wipe your body after taking bath?
	Ans. I use towel to wipe my body
	3. What do you use to cut the vegetables?
	Ans. I use knife to cut vegetables.
	4. What is known as perfect food?
	Ans. Milk is known as perfect food.
	5. Which body part help you in chewing food?
	Ans. Teeth help us in chewing food.
<b>Morning Prayer and Lunch Prayer</b>	
<b>Activity</b>	1. What is missing game (Page No. 37 from Curriculum Guidelines)
	2. Body Quiz

<b>MAY</b>	
<b>Name and Recognize</b>	Page No. 8 to 12
<b>Topics</b>	Things we wear , In the classroom , Keeping Healthy, Indoor Games, Outdoor Games.
<b>Conversation</b>	1. Name any two clothes worn in winter season.
	Ans. Sweaters and jackets are worn in winter season.
	2. Why do we use duster?
	Ans. We use duster to clean the green board.
	3. Who cures sick people?
	Ans. Doctor cures sick people.
	4. Name any two indoor games.
	Ans. Ludo and chess are indoor games.
	5. Which is India's National game?
	Ans. Hockey is India's National game.
<b>Morning Prayer and Lunch Prayer</b>	
<b>Activity</b>	Figurine Play (Page No. 35 from Curriculum Guidelines)

<b>JUNE</b>	<b>Summer Vacation</b>
-------------	------------------------

<b>JULY</b>	
<b>Name and Recognize</b>	Page No. 13 to 16
<b>Topics</b>	Domestic Animals , Wild Animals , Water Animals, Insects
<b>Conversation</b>	1. Which animal gives us milk?
	Ans. Cow/ buffalo gives us milk.
	2. Who is known as king of forest?
	Ans. Lion is known as king of forest.
	3. Which fish is your friend ?
	Ans. Dolphin is our friend.
	4. Name the insect that gives us honey?
	Ans. Honey bee gives us honey.
<b>Morning Prayer and Lunch Prayer</b>	
<b>Activity</b>	Pull out pages of text book II and III

**AUGUST****Revision of All Syllabus****SEPTEMBER****Assessment - 1****Lunch Prayer**

Thank you God for the world so sweet,  
 Thank you God for the food we eat  
 Thank you God for the birds that sing  
 Thank you God for everything

**Morning Prayer**

God Bless Mummy , Daddy too  
 God Bless me and God bless you,  
 God Bless everyone, God Bless everyone

**VISUAL ART****OBJECTIVES :-**

1. Our main aim is to develop creative art in the students.
2. To enable the students to develop hand eye coordination.
3. To enable the students to express individually.
4. To enable the students to use imagination with art material.
5. To enable the students to work confidently with a variety of material.

**Tools of Evaluation**

Creativity , neatness , colouring ,  
 drawing , interest, Time taken to do the  
 activity, completion of work

**Teaching Aids**

Craft paper , decorative material ,  
 Colours , Pencil , Eraser , Fun with  
 Colours , Painting Colours , Brushes,  
 Clay

**APRIL****Fun with colour**

Page No. 1 to 3

**Drawing File**

Draw tools used by ' people who help us'.

**Activity**

1. Scribbling on a sheet (Free hand drawing)
2. Paper Folding

**MAY****Fun with colour**

Page No. 4 to 7

**Drawing File**

Draw healthy and unhealthy food

**Activity**

1. Clay moulding

	2. Magic Painting / Wax painting
--	----------------------------------

<b>JUNE</b>	Summer Vacation
-------------	-----------------

<b>JULY</b>	
-------------	--

<b>Fun with colour</b>	Page No. 8 to 10
------------------------	------------------

<b>Drawing File</b>	Draw sources of water
---------------------	-----------------------

<b>Activity</b>	1. Me and my family
-----------------	---------------------

	2. Tearing and Pasting
--	------------------------

<b>AUGUST</b>	
---------------	--

<b>Activity</b>	Flag making + Revision of all syllabus
-----------------	--

<b>SEPTEMBER</b>	<b>Assessment - 1</b>
------------------	-----------------------



**HEALTH & PHYSICAL EDUCATION**

**OBJECTIVES :-**

1. To enable the children to use large and small muscles with confidence.
2. To enable them to interact with natural world in a positive way.
3. To encourage maximum development of large and small muscles as per inherent potential.

<b>Tools of Evaluation</b>	<b>Teaching Aids</b>
Stamina, Team spirit, Health cleanliness, Activeness and Attentiveness	Ball, Music System

<b>APRIL</b>	(1)	Ball activities- kick, Catch and throw
--------------	-----	--

	(2)	Simple race/ Hop race
--	-----	-----------------------

	(3)	Walk on a straight line
--	-----	-------------------------

	(4)	PT. Exercise-1,2
--	-----	------------------

<b>MAY</b>	(1)	Group game- Farmer in the den
------------	-----	-------------------------------

	(2)	P.T. Exercise-1, 2
--	-----	--------------------

<b>JUNE</b>	Summer Vacation
-------------	-----------------

<b>JULY</b>	(1)	Standing position
	(2)	Passing the parcel
	(3)	Activity- tug of war

<b>AUGUST</b>	(1)	Ball activities - Kick throw and catch
	(2)	Meditation
	(3)	Standing position
	(4)	PT. Exercise -1, 2

<b>SEPTEMBER</b>	<b>Assessment - 1</b>
------------------	-----------------------



### OBJECTIVES :-

1. To develop social skills by playing co-operative musical games.
2. To give them a chance to express joy and other emotions.
3. To develop large muscle co-ordination.
4. To co-ordinate thinking with action.

Tools of Evaluation	Teaching Aids
Interest , Body Movement , Expression , Recitation , Gestures	Sound System , Demonstration, CD, DVD

**Note :** Teacher will take daily practice of the following topics during Morning Assembly.

1.	Recitation of Gayatri Mantra
2.	Mool Mantra
3.	Shabad - Jo Mange Thakur Apne Se (Four Lines)
4.	Prarthna - Saraswati Vandana (Six Lines)
5.	Rhymes - Month Wise

<b>APRIL</b>	1.	Body Parts
	2.	Sweeper
	3.	पानी
	4.	छोटे बच्चे
<b>Activity</b>	Making up songs / Dramatic Play (Page No. 41 from Curriculum Guidelines)	

<b>MAY</b>	1.	Count 1, 2 ,3
	2.	Traffic Lights
	3.	गर्मी आती है
<b>Activity</b>	Singing Songs / Rhymes (Page No. 41 from Curriculum guidelines)	

<b>JUNE</b>	Summer Vacation
-------------	-----------------

<b>JULY</b>	1.	Cobbler
	2.	My Life
	3.	हे माँ तुम्हें प्रणाम
<b>Activity</b>	Musical Instruments (Page No. 41 from Curriculum Guidelines)	

<b>AUGUST</b>	Revision of All Syllabus
<b>Note</b> : Side by side learning of National Anthem and DAV Gaan	

<b>SEPTEMBER</b>	Assessment - 1
------------------	----------------

### सरस्वती वन्दना

हे शारदे माँ , हे शारदे माँ  
अज्ञानता से हमें तार दे माँ ।  
तू स्वर की देवी ये संगीत तुझसे  
हर शब्द तेरा है, हर गीता तुझसे  
हम हैं अकेले, हम हैं अधूरे  
तेरी शरण हम , हमें प्यार दे माँ  
हे शारदे माँ , हे शारदे माँ  
अज्ञानता से हमें तार दे माँ ।

### जो मांगे ठाकुर

जो मांगे ठाकुर अपने ते सोई सोई देवे  
नानक दास मुख ते जो बोले  
ईहा उहा सच होवय  
चतुर दिशा कीनो बल अपना  
सिर ऊपर कर धारयो  
किरपा कटाख अवलोकन कीनो दास  
का दुःख बिदारयो



## ਮੂਲ ਮੰਤਰ

ੴ ਸਤਿ ਨਾਮੁ ਕਰਤਾ ਪੁਰਖੁ ਨਿਰਭਉ  
ਨਿਰਵੈਰੁ ਅਕਾਲ ਮੂਰਤਿ ਅਜੂਨੀ ਸੈਭੰ  
ਗੁਰ ਪ੍ਰਸਾਦਿ ॥  
॥ ਜਪੁ ॥  
ਆਦਿ ਸਚੁ ਜੁਗਾਦਿ ਸਚੁ ॥  
ਹੈ ਭੀ ਸਚ ਨਾਨਕ ਹੋਸੀ ਭੀ ਸਚ ॥੧॥

# FIRST TERM BLUE PRINT

(Oral / Practical)

<b>ENGLISH</b>	
Sr.No.	Contents
1.	Uniform
2.	Discipline
3.	Condition of Books
4.	Composition (Myself, Uses of water / Any Object)
5.	Story "The Lion and the Mouse"
6.	Book Reading & Picture Recognition
7.	Basic Conversation + Cleanliness / My School

<b>हिंदी</b>	
Sr.No.	Contents
1.	Uniform
2.	Condition of book
3.	Discipline
4.	मौखिक प्रश्न / अपना परिचय
5.	पुस्तक पढ़ना / अंगों के नाम
6.	कहानी 'झूठा गडरिया'
7.	फलों के नाम / सब्जियों के नाम

<b>MATHEMATICS</b>	
Sr.No.	Contents
1.	Uniform
2.	Discipline
3.	Condition of Books
4.	Concepts(Big/small, Tall/short)
5.	Recognition of shapes
6.	Mental Ability(Simple addition (0-9)+ after/before)
7.	Table (0,1,2)
8	Verbal Counting

**GENERAL KNOWLEDGE**

Sr.No.	Contents
1.	Uniform
2.	Discipline
3.	Condition of Books
4.	Prayer(Morning & Lunch)
5.	Conversation
6.	Name any 5(Parts of body, classroom objects, indoor/outdoor games)
7.	Name any 5(Domestic/wild animals/ Birds /water animals)
8.	Recognition of Pictures & Articles

**HEALTH & PHYSICAL EDUCATION**

Sr.No.	Contents
1.	Uniform
2.	Discipline
3.	Ball Activities - Kick, Catch and Throw
4.	P. T. Exercise 1 & 2
5.	Simple Race / Hop Race

**MUSIC AND DANCE**

Sr.No.	Contents
1.	Uniform
2.	Discipline
3.	Recitation of Gayatri Mantra / Mool Mantra
4.	Prarthna / Shabad
5.	One Rhyme in Hindi(LIVE)
6.	One Rhyme in English (LIVE)
7.	Action with Hindi Rhyme(CD)
8.	Action with English Rhyme(CD)

## UNIT - II (OCTOBER TO DECEMBER)



<b>OCTOBER</b>		
<b>Listening Skill</b>		'i' vowel sound story 'o' vowel sound story Story 'Monkeys and the Cap Seller'
<b>Speaking Skill</b>		Conversation :
	(i)	What is the name of your father?
	(ii)	What is the name of your mother?
	(iii)	Where is your school?
	(b)	Composition - My Mother
<b>Reading Skill</b>	(a)	Reading with correct pronunciation 'i' and 'o' vowel sound words (Pages 22 to 33)
<b>Writing Skill</b>	(a)	Cursive A to Z
	(b)	'i' vowel sound words
	(c)	'o' vowel sound words
	(d)	Name the picture
	(e)	Circle the Rhyming words
	(f)	Dictation
<b>Integrated Activity Book</b>		Pages 29 to 44
<b>Activity</b>	1.	Be quick from Child Craft Kit (Page No. 56)
	2.	Catch me (Child Craft Kit Page No. 48)
	3.	Rhyme time (Curriculum Guidelines Page No. 81)

<b>Tool of Evaluation</b>	<b>Teaching aids</b>
Oral questioning, Picture Talk, Group Discussion, Dictation	E -Smart board, Puppets, Charts, Worksheets

<b>NOVEMBER</b>		
<b>Listening Skill</b>	(a)	'u' vowel sound story
	(b)	Story 'Monkeys and the Cap Seller'
<b>Speaking Skill</b>	(a)	Conversation :-

	(i)	What is your father?
	(ii)	What is your mother?
	(iii)	When is your birthday?
	(b)	Composition- Table Manners
<b>Reading Skill</b>	(a)	Reading with correct pronunciation (Page No. 34 to 50)
	(b)	'u' vowel sound words
<b>Writing skill</b>	(a)	'u' vowel sound words
	(b)	Name the picture
	(c)	Match the picture
	(d)	Rhyming words
	(e)	Fill ups
	(f)	Change the Number
	(g)	Correct the word tab - bat
<b>Integrated Activity Book</b>	Pages 45 to 62	
<b>Activity</b>	(i)	Role play (Curriculum Guidelines Page No. 10)
	(ii)	Picture talk (Child Craft Manual Page No. 69)
	(iii)	Odd one out (Curriculum Guidelines Page No. 73)

**Tool of Evaluation**

Oral questioning, Picture Talk, Group Discussion, Dictation

**Teaching aids**

E -Smart board, Charts, Worksheets, Child Craft Kit , Mentioned activities from Curriculum Guidelines

**DECEMBER****REVISION + ASSESSMENT- 2****My Mother****Table Manners**

1.	My mother's name is _____.	1.	Wash your hands before and after meal.
2.	She is a home maker/teacher.	2.	Spread your napkin on the table.
3.	She takes care of me.	3.	Eat with your mouth closed.
4.	She loves me very much.	4.	Don't talk while eating.
5.	May she live long.	5.	Fold your napkin and place it in bag
		6.	Use fork or spoon while eating.

### Story - Monkeys and the Cap Seller

Once a cap seller was walking through the forest. He was very tired and resting under a tree and took a sleep for sometime. When he was sleeping, several monkeys came down the tree and picked up his colourful caps and again climbed up the tree.

The capseller woke up after some time and saw his bag empty. He was very surprised to see that all monkeys are using his caps. He thought an idea that monkeys are the copy cats. At once he took off his own cap and threw it on the ground. Monkeys also threw all the caps on the ground. Clever capseller picked up all the caps and moved away.

**Moral : There is always a way out of every difficulty**



<b>OCTOBER</b>	
<b>Counting</b>	101 to 150
Missing Numbers	1 to 100
Number Names	1 to 10
Sums of Addition	2 Digits (Without carry)
Dictation	101 to 150
Book Pages	44 to 54
Table	3
Activity	a) Number line
	b) Find My Partner (Page no. 75 of Curriculum Guidelines)

<b>Tools of Evaluation</b>	<b>Teaching aids</b>
Worksheets, Green Board Test, Verbal Counting, Written Test	Shape cards, Number cards, E- Smart board, Child Craft Kit, Classroom Objects.

<b>NOVEMBER</b>	
<b>Counting</b>	101 to 150
<b>What comes After ,Before</b>	1 to 50
<b>Number Names</b>	1 to 10
<b>Sums of Addition</b>	2 Digits (Without carry)
<b>Dictation</b>	101 to 150
<b>Shapes</b>	Circle, Triangle
<b>Book Pages</b>	55 to 64
<b>Table</b>	3
<b>Activity</b>	Number Lotto (Page no. 76 of Curriculum Guidelines)
<b>Concept</b>	Fat / Thin, Long/Short

<b>Tools of Evaluation</b>	<b>Teaching aids</b>
Worksheets, Green Board Test, Verbal Counting, Written Test	Shape cards, Number cards, E- Smart board, Child Craft Kit, Classroom Objects.

<b>DECEMBER</b>	<b>REVISION + ASSESSMENT - 2</b>
-----------------	----------------------------------



अक्तूबर		
श्रवण / पाठन		
कहानी	(क)	दो बिल्लिया और बन्दर
बाल माधुरी	(ख)	पृष्ठ 37 से 46
शब्द अभ्यास	(ग)	पृष्ठ 23 से 30
वाचन	(क)	गांधी जयन्ती पर किसका जन्मदिन होता है?
	(ख)	अपने देश का नाम बताओ।
	(ग)	त्योहारों के नाम
	(घ)	मेरी अध्यापिका पर पांच वाक्य सुनाए।
लेखन	(क)	तीन अक्षरों के शब्द

	(ख)	चार अक्षरों के शब्द
	(ग)	समान लय वाले शब्द
	(घ)	आ की मात्रा के शब्द
गतिविधि	(क)	Island Game Page No. 20 from Curriculum Guidelines
	(ख)	जोड़ो तो जानो from Child Craft Kit (Page No. 50)
<b>मूल्यांकन के ढंग</b>		<b>सहायक सामग्री</b>
चित्र देखकर पढ़ना, श्रुतलेख, कार्य प्रपत्र,		फलैश कार्ड, पाठ्य पुस्तक, दृश्यात्मक सामग्री, ई-समार्ट बोर्ड

<b>नवम्बर</b>		
श्रवण / पाठन		
कहानी	(क)	दो बिल्लियां और बन्दर
बाल माधुरी	(ख)	पृष्ठ 47 से 53
शब्द अभ्यास	(ग)	पृष्ठ 31 से 37
वाचन	(क)	बाल दिवस कब मनाया जाता है?
	(ख)	झंडे में कितने रंग होते हैं?
	(ग)	पेड़ों से हमें क्या मिलता है?
लेखन	(क)	चार अक्षरों के शब्द
	(ख)	सब्जियों के नाम
	(ग)	शब्द शुद्ध करो
	(घ)	श्रुतलेख
गतिविधि	(क)	Word Fountain (Page No. 25 from Curriculum Guidelines)
	(ख)	Lets talk from Child Craft Kit Page No. 52
<b>मूल्यांकन के ढंग</b>		<b>सहायक सामग्री</b>
चित्र देखकर पढ़ना, श्रुतलेख, कार्य प्रपत्र,		फलैश कार्ड, पाठ्य पुस्तक, दृश्यात्मक सामग्री, ई-समार्ट बोर्ड

<b>दिसम्बर</b>	<b>सारे पाठ्यक्रम की दोहराई + मूल्यांकन - 3</b>
----------------	---



**कहानी दो बिल्लियाँ और बन्दर**

एक बार दो बिल्लियों को रोटी का टुकड़ा मिला। दोनों उसे लेकर झगड़ने लगी। एक बन्दर उनको देख रहा था और बोला, "लाओ मैं तुम्हारा टुकड़ा बराबर बाँट दूँ।" बिल्लियों ने अपना टुकड़ा उसको दे दिया। बन्दर ने रोटी के दो हिस्से किए और कहा, ये टुकड़ा थोड़ा सा बड़ा है इसमें से थोड़ा सा मैं खा लेता हूँ। फिर बोला- "अब ये टुकड़ा बड़ा है, मैं खा लेता हूँ।" ऐसे करते करते वह सारी रोटी का टुकड़ा खा गया और बिल्लियाँ देखती रह गईं।

**शिक्षा** - आपसी झगड़ें में अपना ही नुकसान होता है।

**मेरी अध्यापिका**

1. मेरी अध्यापिका का नाम श्रीमती / कुमारी \_\_\_\_\_ है।
- 2 वह हमेशा सच बोलती हैं।
- 3 वह बच्चों को बहुत प्यार से पढ़ाती हैं।
- 4 वह हमें बहुत अच्छी बातें सीखाती हैं।
- 5 मुझे अपनी अध्यापिका बहुत पसंद हैं।

**GENERAL KNOWLEDGE**

<b>Tools of Evaluation</b>	<b>Teaching Aids</b>
Oral testing , Identification of objects and pictures , Oral Questioning , Group discussion	Charts , Smart Board, Text Books, Real Objects

<b>OCTOBER</b>	
<b>Name and Recognize</b>	Page No. 17 to 21
<b>Topics</b>	Birds, Flowers, Vegetables, Fruits, Opposites
<b>Conversation</b>	1. Which bird can see in darkness?
	Ans. Owl can see in darkness
	2. Which flower is named after sun?
	Ans. Sunflower is named after sun.
	3. Name any two leafy vegetables.
	Ans. Spinach and cabbage are leafy vegetables.
	4. Name any two juicy fruits.
	Ans. Apple and orange are juicy fruits.
<b>Morning Prayer and Lunch Prayer</b>	

<b>Activity</b>	Pull Out Pages of Text Book (I), Collection of any five flowers and visit to school garden.
-----------------	---

**NOVEMBER**

<b>Name and Recognize</b>	Page No. 22 , 23, 28, 30 , 31
---------------------------	-------------------------------

<b>Topics</b>	Colours, Festivals, Our Helpers, Building, Action Words
---------------	---

<b>Conversation</b>	1.	How many colours are there in our national flag?
---------------------	----	--

	Ans.	There are three colours in our national flag.
--	------	---

	2.	Name the festival of lights.
--	----	------------------------------

	Ans.	Diwali is the festival of lights.
--	------	-----------------------------------

	3.	Who guards our country?
--	----	-------------------------

	Ans.	Soldiers guards our country.
--	------	------------------------------

	4.	Where do Hindus go to pray?
--	----	-----------------------------

	Ans.	Hindus go to temple to pray.
--	------	------------------------------

<b>Morning Prayer and Lunch Prayer</b>	
--	--

<b>Activity</b>	Pull Out pages of text book (IV), Role Play on Helpers
-----------------	--

<b>DECEMBER</b>	<b>Revision of all syllabus + Assessment - 2</b>
-----------------	--

**Tools of Evaluation****Teaching Aids**

Observation , neatness , drawing , creativity interest , imagination	Decorative material , Paper plates Colours etc.
--	---

**OCTOBER**

<b>Fun with colour</b>	Page No. 11 to 14
------------------------	-------------------

<b>Drawing File</b>	Draw Dussehra Scene, Draw modes of transport
---------------------	--

<b>Activity</b>	Craft Work - Paper mask
-----------------	-------------------------

<b>NOVEMBER</b>	
<b>Fun with colour</b>	Page No. 15 to 17
<b>Drawing File</b>	Draw Diwali Scene, Parts of a plant
<b>Activity</b>	Collage work (things we get from plants)

<b>DECEMBER</b>	<b>Revision of All Syllabus + Assessment 2</b>
-----------------	--



<b>Tools of Evaluation</b>	<b>Teaching Aids</b>
Stamina, Team spirit, Health cleanliness, Activeness and Attentiveness	Ball, Music System, Blocks

<b>OCTOBER</b>	
	(1) Buttoning of shirt
	(2) P.T. Exercise - 3, 4
	(3) Ball at the Target

<b>NOVEMBER</b>	
	(1) Correct Posture
	(2) P.T. Exercise - 3, 4

<b>DECEMBER</b>	
	(1) Meditation
	(2) Target throw
	(3) Fire in the mountain



<b>Tools of Evaluation</b>	<b>Teaching Aids</b>
Interest , Body Movement , Expression , Recitation , Gestures	Sound System ,Demonstration, CD, DVD

**Note :** Teacher will take daily practice of the following topics during Morning Assembly.

1.	Recitation of Gayatri Mantra
2.	Mool Mantra
3.	Bhajan – Shri Krishna Govind Hare Murari ( Seven Lines)
4.	Prarthna – ऐ मालिक तेरे बन्दे हम ( Eight Lines)
5.	Rhymes – Month Wise

<b>OCTOBER</b>	1.	Out in the garden
	2.	My Dear Ones
	3.	दिवाली
<b>Activity</b>	Recorded Music (Page No. 42 from Curriculum Guidelines)	

<b>NOVEMBER</b>	1.	Water
	2.	Fruit Seller
	3.	मोर
<b>Activity</b>	Musical Islands	
<b>Note : Side by side learning of National Anthem and DAV Gaan</b>		

<b>DECEMBER</b>	<b>Revision of All Syllabus and + Assessment - 2</b>
-----------------	--

### ऐ मालिक तेरे बन्दे हम

ऐ मालिक तेरे बन्दे हम  
 ऐसे हों हमारे करम  
 नेकी पर चलें और बदी से टलें  
 ताकि हंसते हुए निकले दम  
 ये अँधेरा घना छा रहा  
 तेरा इंसान घबरा रहा  
 हो रहा बेखबर , कुछ न आता नज़र  
 सुख का सूरज छिपा जा रहा  
 हैं तेरी रोशनी में जो दम  
 तू अमावस को कर दे पूनम  
 नेकी पर चलें और बदी से टलें  
 ताकि हंसते हुए निकले दम ..

### भजन

श्री कृष्णा गोविन्द हरे मुरारी,  
 हे नाथ नारायण वासुदेवा॥  
 हे नाथ नारायण...॥  
 एक मात स्वामी सखा हमारे,  
 हे नाथ नारायण वासुदेवा॥  
 हे नाथ नारायण...॥  
 श्री कृष्णा गोविन्द हरे मुरारी...॥

## SECOND TERM BLUE PRINT

(Oral / Practical)

ENGLISH	
Sr.No.	Contents
1.	Uniform
2.	Discipline
3.	Condition of Books
4.	Composition 'My Mother'
5.	Story 'Monkeys and the Cap Seller'
6.	Book Reading & Picture Recognition
7.	Basic Conversation / Table Manners

Hindi	
Sr.No.	Contents
1.	Uniform
2.	Condition of book
3.	Discipline
4.	त्योहारों के नाम/ मौखिक प्रश्न
5.	कहानी 'दो बिल्लियाँ और बंदर
6.	मेरी अध्यापिका
7.	पुस्तक द्वारा चित्र पहचान

MATHEMATICS	
Sr.No.	Contents
1.	Uniform
2.	Discipline
3.	Condition of Book
4.	Concepts (Long / Short, Fat / Thin)
5.	Recognition of Shapes
6.	Mental Ability (Addition on Finger + After, Before)
7.	Table of 3
8.	Verbal Counting

**GENERAL KNOWLEDGE**

Sr.No.	Contents
1.	Uniform
2.	Discipline
3.	Condition of Books
4.	Prayer(Morning & Lunch)
5.	Conversation: Question/answer
6.	Name any 5(Ask opposites/Action words)
7.	Name any 5(Festivals/our helpers/flowers)
8.	Recognition of Picture & Articles

**MUSIC AND DANCE**

Sr.No.	Contents
1.	Uniform
2.	Discipline
3.	Recitation of Gayatri Mantra / Mool Mantra
4.	Prarthna / Bhajan
5.	One Rhyme in Hindi(LIVE)
6.	One Rhyme in English (LIVE)
7.	Action with Hindi Rhyme(CD)
8.	Action with English Rhyme(CD)

**PHYSICAL EDUCATION**

Sr.No.	Contents
1.	Uniform
2.	Discipline
3.	Game - Fire in the mountain
4.	Race + On toes / Frog race
5.	P.T. Exercise - 3,4
6.	Ball at the Target, Target Throw

## UNIT - III (JANUARY TO MARCH)



<b>JANUARY</b>		
<b>Listening Skill</b>	(a)	i, o, u vowel sound words
	(b)	Story - 'The Elephant and the Tailor'
<b>Speaking Skill</b>	a)	Conversation :
	(i)	Give your Introduction
	(ii)	Five Safety rules
<b>Reading Skill</b>	(a)	Reading with correct pronunciation Page No. 51 to 58
<b>Writing Skill</b>	(a)	i, o, u vowel sound words
	(b)	Name the picture
	(c)	Match the name with picture
	(d)	Use of in, on, under
	(e)	Use of a, an
	(f)	Use of This, That
<b>Integrated Activity Book</b>		Pages - 63 to 70
<b>Activity</b>	1.	Initial sound game- (Curriculum Guidelines Page No. 64)

<b>Tool of Evaluation</b>	<b>Teaching aids</b>
Group Discussion, Dictation, Oral Questioning, Story telling	CD, Stereo Player, Child Craft Kit, Chalk, Duster, Green Board

<b>FEBRUARY</b>		
<b>Listening Skill</b>	(a)	i, o, u vowel sound words
	(b)	Story- 'The Elephant and the Tailor'
<b>Speaking Skill</b>	a)	Conversation :
	(i)	Give your Introduction
	(ii)	Speak out five safety rules
<b>Reading Skill</b>	(a)	Reading with correct pronunciation page no- 59 to 66

<b>Writing Skill</b>	(a)	i, o, u vowel sound words
	(b)	Use of in, on, under
	(c)	Use of a, an
	(d)	Use of This, That
<b>Integrated Activity Book</b>		Page No. 71 to 78
<b>Activity</b>	1.	Find the Partner

<b>Tool of Evaluation</b>	<b>Teaching aids</b>
Group Discussion, Dictation, Oral Questioning, Story telling	CD, Green Board, E- Smart Board

<b>MARCH</b>	<b>Assessment - 3</b>
--------------	-----------------------

### **Story- The Elephant and the Tailor**

Once there was an elephant. He got in friendship with a tailor. After taking a bath elephant passed the tailor shop. The tailor fed him banana. One day the tailor was in angry mood. The elephant came as usual. Instead of giving him something to eat, the tailor pricked the elephant's trunk with his needle. The elephant cried in pain. He went to the river and filled up its trunk with muddy water. He stopped at the tailor's shop and threw all the muddy water on the tailor. He felt sad for his misdeed.

**Moral - Tit for tat**

### **Safety Rules**

1. Don't run on the road.
2. Always walk on the footpath.
3. Don't play with fire.
4. Don't touch electric plugs.
5. Don't play with sharp objects.





# MATHEMATICS

<b>JANUARY</b>	
Counting	151 to 200
Backward Counting	100 to 51
Sums of Addition	2 digits (Without carry)
Dictation	101 to 200
Book Pages	65 to 77
Shape	Rectangle, Square
Table	5
Activity	(i) Puzzels (Page No. 78 of Curriculum Guidelines)
	(ii) Repeat and Add (Page no. 79 of Curriculum Guidelines)
Concept	Heavy / Light
Tools of Evaluation	Teaching aids
Worksheets, Green Board Test, Verbal Counting, Written Test	Shape cards, Number cards, E- Smart board, Child Craft Kit, Classroom Objects.
<b>FEBRUARY</b>	
Counting	151 to 200
What comes After, Before, Between	1 to 100
Number Names	10, 20, 30, 40, 50, 60, 70, 80, 90, 100
Sums of Subtraction	Single digit (0-9)
Dictation	101 to 200
Put the sign(<, >, =)	1 to 100
Book Pages	78 to 89
Table	5
Activity	(i) Place value (Page No. 29 of Curriculum Guidelines)
	(ii) Abacus (Page No. 65 of Child Craft Kit)
Concept	Less / More
<b>Revision</b>	

Tools of Evaluation	Teaching aids
Worksheets, Green Board Test, Verbal Counting	Shape cards, Number cards, E- Smart board, Child Craft Kit

<b>MARCH</b>	<b>Assessment - 3</b>
--------------	-----------------------



<u>ज्वरी</u>		
श्रवण / पाठन		
कहानी	(क)	शेर और चूहा
बाल माधुरी	(ख)	पृष्ठ 54 से 62
शब्द अभ्यास	(ग)	पृष्ठ 38 से 46
वाचन	(क)	मेरा विद्यालय पर पाँच वाक्य सुनाए।
	(ख)	एक साल में कितने महीने होते हैं ?
	(ग)	सर्दी में हम कैसे कपड़े पहनते हैं ?
लेखन	(क)	तीन अक्षरों के शब्द
	(ख)	चार अक्षरों के शब्द
	(ग)	चित्र देखकर नाम लिखो
	(घ)	चित्र का नाम से मिलान करो
	(ङ)	समान लय वाले शब्द
गतिविधि	(क)	Rhyming Words (Curriculum Guidelines Page No. 68)
	(ख)	जोड़ो तो जानो (Child Craft Kit Page No. 50)
<b>मूल्यांकन के ढंग</b>		<b>सहायक सामग्री</b>
चित्र देखकर पढ़ना, श्रुतलेख, कार्य प्रपत्र,		फलैश कार्ड, पाठ्य पुस्तक, दृश्यात्मक सामग्री, ई-समार्ट बोर्ड

<u>फरवरी</u>		
श्रवण / पाठन		
कहानी	(क)	शेर और चूहा
बाल माधुरी	(ख)	पृष्ठ 63 से 68
शब्द अभ्यास	(ग)	पृष्ठ 47 से 51
वाचन	(क)	जानवरों के नाम बताओ।
	(ख)	पक्षियों के नाम बताओ।
लेखन	(क)	आ की मात्रा के शब्द

	(ख)	अंगों के नाम
	(ग)	रिक्त स्थान भरो
	(घ)	श्रुतलेख
गतिविधि	(क)	Catch the odds (Child Craft Kit Page No. 55)
	(ख)	Be quick (Child Craft Kit Page No. 56)
<b>मूल्यांकन के ढंग</b>		<b>सहायक सामग्री</b>
चित्र देखकर पढ़ना, श्रुतलेख, कार्य प्रपत्र,		फ्लैश कार्ड, पाठ्य पुस्तक, दृश्यात्मक सामग्री, ई-समार्ट बोर्ड

मार्च

मूल्यांकन - 3

**कहानी - शेर और चूहा**

एक शेर था। वह सो रहा था। तभी वहा एक चूहा आया और शेर के ऊपर कूदने लगा। शेर ने उसे पकड़ लिया। चूहा बोला, "मुझे छोड़ दो। मैं तुम्हारे काम आऊँगा।" कुछ दिन बाद एक शिकारी आया। उसने अपना जाल बिछाया। शेर जाल में फस गया और जोर से चिल्लाने लगा। तभी वहा वही चूहा आया, उसने जाल को काट दिया और शेर आज़ाद हो गया।

**शिक्षा -** कर भला हो भला

**मेरा विद्यालय**

- 1 मैं डी. ऐ. वी. स्कूल समाना में पढ़ता/ पढ़ती हूँ।
- 2 यह समाना में है।
- 3 इसकी इमारत बहुत बड़ी है।
- 4 यह खुला और हवादार है
- 5 मुझे मेरा स्कूल बहुत पसंद है।

**GENERAL KNOWLEDGE**

Tools of Evaluation	Teaching Aids
Oral testing , identification of objects and pictures , oral questioning , Group discussion	Charts , smart board , text books , real objects.

<b>JANUARY</b>	
<b>Name and Recognize</b>	Page No. 32, 33 , 36 , 42 , 43
<b>Topics</b>	In the Amusement Park, Vehicles, On the road Communication
<b>Conversation</b>	1. How many children can sit on the see saw?
	Ans. Two children can sit on the see saw.
	2. Which is the fastest means of transport?
	Ans. Aeroplane is the fastest means of transport.
	3. Name any two communication devices.
	Ans. Mobile and computer are communication devices.
	4. Who controls traffic on the road?
	Ans. Traffic Police controls traffic on the road.
<b>Morning Prayer and Lunch Prayer</b>	
<b>Activity</b>	Role Play on Birthday party

<b>FEBRUARY</b>	
<b>Name and Recognize</b>	Page No. 44 to 48
<b>Topics</b>	At the zoo , Birthday Party , Currency
<b>Conversation</b>	1. Which is our national animal?
	Ans. Tiger is our national animal.
	2. Which is our national bird?
	Ans. Peacock is our national bird.
	3. When does your birthday fall?
	Ans. My birthday falls on _____.
	4. Who's photo is seen in the Indian Currency ?
	Ans. Mahatma Gandhi's photo is seen in the Indian Currency .
<b>Morning Prayer and Lunch Prayer</b>	
<b>Activity</b>	Sensory Play (Page No. 33 from Curriculum Guidelines) + <b>Revision of All syllabus</b>

<b>MARCH</b>	<b>Assessment - 3</b>
--------------	-----------------------



## VISUAL ART

Tools of Evaluation	Teaching Aids
Observation, neatness , drawing , creativity , interest , imagination	Decorative material , colours , pencil, eraser etc.

<b>JANUARY</b>	
<b>Fun with colour</b>	Page No. 18 to 21
<b>Drawing File</b>	Draw Birthday Scene, Nature Scene
<b>Activity</b>	Craft Work - Card Making on New Year

<b>FEBRUARY</b>	
<b>Fun with colour</b>	Page No. 22 to 24
<b>Drawing File</b>	Draw Rainy Day Scene
<b>Activity</b>	Stick puppet + <b>Revision of All Syllabus</b>

<b>MARCH</b>	<b>Assessment - 3</b>
--------------	-----------------------



## HEALTH & PHYSICAL EDUCATION

Tools of Evaluation	Teaching Aids
Stamina, Team spirit, Health cleanliness, Activeness and Attentiveness	Ball, Music System, Lemon, Spoon, Chairs

<b>JANUARY</b>	
	(1) Hurdle Race
	(2) Lemon and Spoon Race
	(3) Game : Lion and the Goat

<b>FEBRUARY</b>	
	(1) Musical Chair

	(2)	Relay Race
	(3)	P.T. Exercise - 3, 4
	(4)	Passing the parcel.

**MARCH****Assessment - 3****MUSIC / DANCE**

<b>Tools of Evaluation</b>	<b>Teaching Aids</b>
Interest , Body Movement , Expression , Recitation , Gestures	Sound System , Demonstration, CD, DVD

**Note :** Teacher will take daily practice of the following topics during Morning Assembly.

1. Recitation of Gayatri Mantra
2. Mool Mantra
3. Bhajan – Shri Krishna Govind Hare Murari ( Seven Lines)
4. Prarthna – ऐ मालिक तेरे बन्दे हम ( Eight Lines)
5. Rhymes – Month Wise

<b>JANUARY</b>	1.	My Family
	2.	Vegetables
	3.	सोने की चिड़िया
<b>Activity</b>	Creative Dance (Page No. 42 from Curriculum Guidelines)	

<b>FEBRUARY</b>	1.	Hop a little
	2.	हवा
	3.	नटखट बंदर
<b>Activity</b>	Pantomime (Page No. 44 from Curriculum Guidelines)	

**Note :** Side by side learning of National Anthem and DAV Gaan

+ **Revision of All Syllabus**

**MARCH****Assessment - 3**

## THIRD TERM BLUE PRINT

(Oral / Practical)

<b>ENGLISH</b>	
Sr.No.	Contents
1.	Uniform
2.	Discipline
3.	Condition of Books
4.	Basic Conversation + Safety Rules
5.	Picture Recognition + Book Reading
6.	Topic 'The Elephant and the Tailor'

<b>HINDI</b>	
Sr.No.	Contents
1.	Uniform
2.	Condition of book
3.	Discipline
4.	जानवरों के नाम / पक्षियों के नाम
5.	मौखिक प्रश्न
6.	पुस्तक द्वारा चित्र पहचान
7.	कहानी ' शेर और चूहा
8.	मेरा विद्यालय

<b>MATHEMATICS</b>	
Sr.No.	Contents
1.	Uniform
2.	Discipline
3.	Condition of Books
4.	Concepts (Heavy / Light, Less / More)
5.	Recognition of shapes
6.	Mental Ability (Addition on fingers + What comes After, Before, Between)
7.	Table 5
8.	Verbal Counting

**GENERAL KNOWLEDGE**

Sr. No.	Contents
1.	Uniform
2.	Discipline
3.	Condition of Books
4.	Prayer (Morning & Lunch)
5.	Conversation: Question/answer
6.	Name (Transport-land / Air-water)
7.	Name any 5  (Communication/Things used in birthday party)
8	Recognition of Picture & Articles

**MUSIC / DANCE**

Sr.No.	Contents
1.	Uniform
2.	Discipline
3.	Recitation of Gayatri Mantra / Mool Mantra
4.	Prarthna / Bhajan
5.	One Rhyme in Hindi(LIVE)
6.	One Rhyme in English(LIVE)
7.	Action with Hindi Rhyme (CD)
8.	Action with English Rhyme (CD)

**HEALTH AND PHYSICAL EDUCATION**

Sr.No.	Contents
1.	Uniform
2.	Discipline
3.	Commands
4.	Race - Hurdle Race, Lemon & Spoon Race, Relay Race
5.	Game - Lion and the Goat
6.	Musical Chair, Passing the parcel
7.	P. T. Exercise - 3, 4



**CALENDAR ACTIVITIES**

<b>Sr. No.</b>	<b>Month</b>	<b>Name of the Activity</b>
1.	April	Welcome Fiesta LKG to 3rd
2.	May	Splash Pool Party LKG & UKG
3.	July	Summer Fruit Mart
4.	August	Independence Day Celebration (LKG & UKG)
5.	September	-
6.	October	Swings Day / Fun Time Activities (LKG & UKG)
7.	November	Children's Day Celebration (Sports Day)
8.	December	-
9.	January	Rhymes Competition Theme



**ओ३म्**  
**DAV PUBLIC SCHOOL SAMANA**  
**(SENIOR SECONDARY)**  
**CBSE AFFILIATED-1630571**



**NEAR CHAK AMRITSARIA PATRAN ROAD, SAMANA - 147101, DIST. PATIALA (PB)**

**List of Activities under Ek Bharat Shreshta Bharat**

Sr.No	Description of Activity	Month/Day/ Location	Learning Outcome
1	Exposure of students to the alphabets, songs, proverb and 100 sentences in the languages of the partnering State/UT.	Academic Year/ Every Week / school premises	It will develop the linguistic capacity of the students.
2	Essay Competition among students in the language of the partnering State/UT	Academic Year	It will develop multi-linguistic skills in students.
3	Drama/Role Play on culture, history, the tradition of partnering State/UT.	Academic Year/school premises	The students will be able to learn the culture of the partnering State/UT.
4	Identification/translation and dissemination of similar proverbs in the language of partnering State/UT.	Academic Year	The students will be able to learn the language and culture of the Partnering state/UT.

5	“Themed Display Board/Wall magazine” on the partnering state. (Historical Monuments, Dressing Style, painting, handicrafts, alphabet and basic sentences of the partnering State/UTs).	Round the Year/ school premises	The pictorial representation will help them in learning and Understanding about partnering States/UTs.
6	Pledge on Swachhta/ Single-use plastic/water saving/ National Unity in the language of partnering states/UTs	At least two times every month/ Schools’ premises during morning assembly.	The students will have exposure to partnering state language. Enhance social responsibility among students.
7	“Questions/ Answer session” (Quiz) on partnering States/UTs. (Know Your Partner States/UTs)	Once in a month/ Morning Assembly.	It will help students to remember the important facts about partnering States/UTs.
8	“State Day Celebration” of partner State/UT	On State Day/ School Premises	It will develop a sense of unity among the students of both the States/UTs.

**Dr Mohan Lal Sharma**

**Principal**



# DAV PUBLIC SCHOOL SAMANA (SENIOR SECONDARY)



CBSE AFFILIATED-1630571

NEAR CHAK AMRITSARIA PATRAN ROAD, SAMANA - 147101, DIST. PATIALA (PB)

## ECO CLUB

An Eco-Club is a group of school teachers & students interested in environmental issues and willing to make significant contribution to society.

### OBJECTIVES:

- To make children understand environment and environmental problems.
- To provide environmental education opportunities for school children.
- To utilize the unique position of school children as conduits for awareness of the society at large.
- To facilitate children's participation in decision making in areas related to environment & development.
- To bring children into direct contact with the environmental problems being faced by society they live in and make them think of solutions.
- To involve children in action based programmes related to environment in their surroundings.
- To aware students with various ways to conserve water.
- To motivate students to conserve and collect Rain water.

### Activities for ECO CLUB:

S. No	Activity name
1.	Earth Day Celebration- Speech in Assembly & Kachhra Samadhan Mahotsav
2	Say No to Plastic Tiffin and ALUMINIUM foil
3.	Visit to sewage waste management plant & Conservation of water plant
4.	Tree Plantation Drive. ( Vanmahotsav celebration)
5.	Say no to Plastic Bags Introduction of Eco friendly bags
6.	Cleaning of various labs of school.

7.	Motivate students to conserve water by engaging them in various activities
8.	Constitute a School Water Management Committee
9	Students can be made to visit a water treatment plant in the area to witness water processing and other places where conservation practices are being adopted.
10.	Sharam Daan for Cleanliness of school Garden.
11	Let's talk about fuel and electricity importance and management.
12	Rally -Say no to Crackers
13	Waste Management - - Measures for minimization of waste -Increasing value by reducing, reusing and recycling as much as possible. - Paper recycling and paper Mache artwork from waste paper - Segregation of waste and Composting
14	Nature Walk and Nature Watch

**Eco-Club Committee**

**Principal  
Dr. Mohan Lal Sharma**



**ओ३म्**  
**DAV PUBLIC SCHOOL SAMANA**  
**(SENIOR SECONDARY)**  
**CBSE AFFILIATED-1630571**



**MEDICAL PLANNER FOR CLASSES LKG to 3<sup>rd</sup> (JUNIOR)**  
**SESSION: 2020-2021**

MONTH	TOPICS
APRIL	<b>World Health Day topic: Health for all (Regarding Corona Virus)</b>
MAY	<b>What's on my plate? + Table Manners</b>
JUNE	<b>RESPECT- A Way of life</b>
JULY	<b>UH-OH My Nose is Bleeding! + DEHYDRATION - When Your Body Needs More Water</b>
AUGUST	<b>Body Boundaries (Under Pant Rules/Good Touch + Bad Touch)</b>
SEPTEMBER	<b>Dental Hygiene + ACTIVITY - You and Your Environment</b>
OCTOBER	<b>Healthy Food in School Tiffin + Eat More Fruits and Veggies</b>
NOVEMBER	<b>Are You Ready For Winter? (Cold, Flu, Sore Throat)</b>
DECEMBER	<b>SWEARING - Using Bad Words</b>
JANURAY	<b>Use of Internet/Computer Games/Mobile Phones</b>
FEBRUARY	<b>DISCIPLINE-Keeping the Rules</b>
MARCH	<b>SHYNESS - Are You Shy?? + CONFIDENCE - Put Your Best Foot Forward</b>

**School Medical Officer**  
**Dr Harsimran Kaur**

**Dr Mohan Lal Sharma**  
**Principal**

## Important Days (Awareness) Session 2020-21

### APRIL

<u>S.No</u>	<u>Date</u>	<u>Day</u>	
1	2 <sup>nd</sup> April	Thursday	Ram Navami
2	6 <sup>th</sup> April	Monday	Mahavir Jayanti
3	7 <sup>th</sup> April	Tuesday	World Health Day
4	8 <sup>th</sup> April	Wednesday	Arya Samaj Sathapana Diwas, New Session Beginning 1 <sup>st</sup> to 10+2 (Hawan Yajna) Mangal Kamna Diwas
5	10 <sup>th</sup> April	Friday	New Session Beginning LKG & UKG (Shubhaarambh)
6	13 <sup>th</sup> April	Monday	Jallianwala Bagh Massacre
7	14 <sup>th</sup> April	Tuesday	Dr. B.R. Ambedkar Jayanti
8	18 <sup>th</sup> April	Saturday	World Heritage Day, Welcome Fiesta: LKG to 3 <sup>rd</sup>
9	19 <sup>th</sup> April	Sunday	Mahatama Hansraj Jayanti
10	22 <sup>nd</sup> April	Wednesday	World Earth Day - (Celebration by Science Department)
11	23 <sup>rd</sup> April	Thursday	World Book Day, English Language Day- (Celebration by English Department)
12	25 <sup>th</sup> April	Saturday	Parshuram Jayanti, World Malaria Day
13	29 <sup>th</sup> April	Wednesday	International Dance Day

### MAY

<u>S.No</u>	<u>Date</u>	<u>Day</u>	
1	1 <sup>st</sup> May	Friday	Labour Day -(SEWA Projects-By Sports Department) (Role Play- Our Helpers -by class 5 <sup>th</sup> )
2	3 <sup>rd</sup> May	Sunday	World Press Freedom Day
3	4 <sup>th</sup> May	Monday	Students Council Interview- (By All Houses)
4	5 <sup>th</sup> May	Tuesday	
5	7 <sup>th</sup> May	Thursday	Tagore Jayanti, Buddha Purnima- (Tribute by Running House)
6	8 <sup>th</sup> May	Friday	World Red Cross Day- (By First Aid Committee/ SEWA Project)

7	10 <sup>th</sup> May	Sunday	Mothers day- (Celebration by 1 <sup>st</sup> & 2 <sup>nd</sup> Class)
8	11 <sup>th</sup> May	Monday	National Technology Day
9	15 <sup>th</sup> May	Friday	International Family Day
10	17 <sup>th</sup> May	Sunday	World Telecommunication & Information Society Day
11	23 <sup>rd</sup> May	Saturday	Interaction with Parents- PTM (Classes- 6 <sup>th</sup> to 10+2 )
12	24 <sup>th</sup> May	Sunday	Common Wealth Day
13	25 <sup>th</sup> May	Monday	Eid-UI-Fitr
14	26 <sup>th</sup> May	Tuesday	Guru Arjan Dev Ji Martyrdom Day
15	27 <sup>th</sup> May	Wednesday	Investiture Ceremony- (By all Houses)
16	30 <sup>th</sup> May	Saturday	Interaction with Parents- PTM (Classes- LKG to 5 <sup>th</sup> )
17	31 <sup>st</sup> May	Sunday	World No Tobacco Day

### JUNE

<u>S.No</u>	<u>Date</u>	<u>Day</u>	
1	1 <sup>st</sup> June	Monday	Dav Foundation Day- (Hawan Yajna) Global Day of Parents
2	5 <sup>th</sup> June	Friday	World Environment Day, Sant Kabir Jayanti
3	12 <sup>th</sup> June	Friday	Anti Child Labour Day
4	14 <sup>th</sup> June	Sunday	World Blood Donor Day
5	21 <sup>st</sup> June	Sunday	Yoga Day- (Celebration by NCC Cadets) Father's Day
6	26 <sup>th</sup> June	Friday	International Anti Drug Day

### JULY

<u>S.No</u>	<u>Date</u>	<u>Day</u>	
1	11 <sup>th</sup> July	Saturday	World Population Day
2	15 <sup>th</sup> July	Wednesday	World Youth Skill Day
3	26 <sup>th</sup> July	Sunday	Kargil Vijay Diwas
4	28 <sup>th</sup> July	Tuesday	World Hepatitis Day
5	31 <sup>st</sup> July	Friday	Martyrdom Day Of Saheed Udam Singh Ji (Tribute by Running House)

### AUGUST



<u>S.No</u>	<u>Date</u>	<u>Day</u>	
1	3 <sup>rd</sup> Aug	Monday	Raksha Bandhan
2	8 <sup>th</sup> Aug	Saturday	World Senior Citizen Day
3	11 <sup>th</sup> Aug	Tuesday	Krishna Janamashtami (Celebration by Senior Wing- Matki Fod + Kirtan Sandhya)
4	12 <sup>th</sup> Aug	Wednesday	World Youth Day
5	15 <sup>th</sup> Aug	Saturday	Independence Day- (Celebration by Pre- Primary Block)
6	18 <sup>th</sup> Aug	Tuesday	Sanskrit Diwas- (Celebration By Sanskrit Department)
7	19 <sup>th</sup> Aug	Wednesday	World Photography Day, Parkash Utsav Shri Guru Granth Sahib Ji
8	20 <sup>th</sup> Aug	Thursday	National Sadhbhavana Diwas
9	21 <sup>st</sup> Aug	Friday	Teej (Hari Talika)- Celebration by 11 <sup>th</sup> & 12 <sup>th</sup>
10	29 <sup>th</sup> Aug	Saturday	National Sports Day- Celebration by Sports Department

### SEPTEMBER

<u>S.No</u>	<u>Date</u>	<u>Day</u>	
1	5 <sup>th</sup> Sep	Saturday	Teachers Day (Guru Utsav)
2	8 <sup>th</sup> Sep	Tuesday	International Literacy Day- (Celebration by Punjabi Department)
3	14 <sup>th</sup> Sep	Monday	Hindi Diwas- (Celebration by Hindi Department)
4	15 <sup>th</sup> Sep	Tuesday	International Democracy Day
5	16 <sup>th</sup> Sep	Wednesday	World Ozone Preservation Day
6	21 <sup>st</sup> Sep	Monday	International Peace Day
7	27 <sup>th</sup> Sep	Sunday	World Tourism Day
8	29 <sup>th</sup> Sep	Tuesday	World Heart Day

### OCTOBER

<u>S.No</u>	<u>Date</u>	<u>Day</u>	
1	2 <sup>nd</sup> Oct	Friday	Mahatama Gandhi Jayanti & Non Violence Day, Lal Bahadur Jayanti (Tribute by Houses)
2	3 <sup>rd</sup> Oct	Saturday	World Nature Day
3	4 <sup>th</sup> Oct	Sunday	World Animal Day
4	6 <sup>th</sup> Oct	Tuesday	World Wildlife Day
5	8 <sup>th</sup> Oct	Thursday	Indian Air Force Day

6	11 <sup>th</sup> Oct	Sunday	International Girl Child Day
7	15 <sup>th</sup> Oct	Thursday	World Students Day
8	16 <sup>th</sup> Oct	Friday	World Food Day- (Celebration By UKG Class)
9	17 <sup>th</sup> Oct	Saturday	Maharaja Aggarsain Jayanti
10	24 <sup>th</sup> Oct	Saturday	United Nations Day- (Celebration by Social Science Department)
11	25 <sup>th</sup> Oct	Sunday	Dussehra- (Celebration by Running House)
12	31 <sup>st</sup> Oct	Saturday	Maharishi Valmiki Jayanti, National Unity Day

### NOVEMBER

<u>S.No</u>	<u>Date</u>	<u>Day</u>	
1	1 <sup>st</sup> Nov	Sunday	Punjab Diwas
2	2 <sup>nd</sup> Nov	Monday	Prakash Guru Parb of Shri Ram Dass ji
3	4 <sup>th</sup> Nov	Wednesday	Karva Chauth
4	7 <sup>th</sup> Nov	Saturday	World Cancer Awareness Day
5	11 <sup>th</sup> Nov	Wednesday	National Education Day
6	14 <sup>th</sup> Nov	Saturday	Diwali, Children Day- (Thanks Giving Activity By Senior Block)
7	15 <sup>th</sup> Nov	Sunday	Goverdhan Puja , Vishavkarma Day
8	16 <sup>th</sup> Nov	Monday	Bhai Dooj
9	19 <sup>th</sup> Nov	Thursday	National Integration Day
10	26 <sup>th</sup> Nov	Thursday	Communal Harmony
11	30 <sup>th</sup> Nov	Monday	Shri Guru Nanak Dev Jayanti- (Celebration By Punjabi Department)

### DECEMBER

<u>S.No</u>	<u>Date</u>	<u>Day</u>	
1	1 <sup>st</sup> Dec	Tuesday	World AIDS Day
2	2 <sup>nd</sup> Dec	Wednesday	World Computer Literacy Day (Celebration by Computer Department)
3	4 <sup>th</sup> Dec	Friday	Indian Navy Day
4	7 <sup>th</sup> Dec	Monday	Indian Armed Forces Flag Day
5	9 <sup>th</sup> Dec	Wednesday	International Anti Corruption Day
6	10 <sup>th</sup> Dec	Thursday	Human Rights Day
7	22 <sup>nd</sup> Dec	Tuesday	National Mathematics Day (Celebration by Maths Department)

8	23 <sup>rd</sup> Dec	Wednesday	Shradhanand Balidan Diwas, National Farmer's Day
9	25 <sup>th</sup> Dec	Friday	Christmas Day
10	26 <sup>th</sup> to 28 <sup>th</sup> Dec	Saturday, Sunday, Monday	Shaheedi Jor Mela (By Primary Block)

### JANUARY

<u>S.No</u>	<u>Date</u>	<u>Day</u>	
1	1 <sup>st</sup> Jan	Friday	New Year (Hawan Yajna)
2	10 <sup>th</sup> Jan	Sunday	World Laughter Day
3	12 <sup>th</sup> Jan	Tuesday	National Youth Day
4	13 <sup>th</sup> Jan	Wednesday	Lohri- (Celebration by Running House)
5	14 <sup>th</sup> Jan	Thursday	Makar Sankranti
6	20 <sup>th</sup> Jan	Wednesday	Guru Gobind Singh Ji Jayanti
7	23 <sup>th</sup> Jan	Saturday	Neetaji Subhash Chandra Bose Birth Anniversary
8	25 <sup>th</sup> Jan	Monday	National Voters Day
9	26 <sup>th</sup> Jan	Tuesday	Republic Day- (Celebration by Running House)
10	30 <sup>th</sup> Jan	Saturday	Mahatama Gandhi Martyrdom Day- (Tribute by Running House)

### FEBRUARY

<u>S.No</u>	<u>Date</u>	<u>Day</u>	
1	4 <sup>th</sup> Feb	Thursday	World Cancer Day
2	16 <sup>th</sup> Feb	Tuesday	Basant Panchmi- (Celebration by Running House)
3	20 <sup>th</sup> Feb	Saturday	World Day of Social Justice
4	21 <sup>st</sup> Feb	Sunday	Maharishi Dayanand Saraswati Jayanti- (Shradanjali by Running House)
5	23 <sup>rd</sup> Feb	Tuesday	World Peace & Understanding Day
6	24 <sup>th</sup> Feb	Wednesday	Rishi Bodh Utsav
7	27 <sup>th</sup> Feb	Saturday	Guru Ravidas Jayanti
8	28 <sup>th</sup> Feb	Sunday	National Science Day

### MARCH

<u>S.No</u>	<u>Date</u>	<u>Day</u>	
1	3 <sup>rd</sup> March	Wednesday	National Defence Day

2	8 <sup>th</sup> March	Monday	International Women's Day
3	11 <sup>th</sup> March	Thursday	Maha Shiv Ratri
4	15 <sup>th</sup> March	Monday	World Consumers Rights Day
5	22 <sup>nd</sup> March	Monday	World Water Day
6	29 <sup>th</sup> March	Monday	Holi

## आर्य पर्व





<u>S.No</u>	<u>Date</u>	<u>Day</u>	<u>Day</u>
1	6 अप्रैल	सोमवार	आर्य समाज स्थापना दिवस
2	14 अप्रैल	मंगलवार	पंडित गुरुदत्त विद्यार्थी जन्म दिवस
3	19 अप्रैल	रविवार	महात्मा हंसराज दिवस
4	1 जून	सोमवार	डी.ए.वी .स्थापना दिवस
5	14 सितम्बर	सोमवार	गुरु विरजानंद पुण्यतिथि
6	5 अक्टूबर	सोमवार	स्वामी विरजानंद जयंती
7	16 अक्टूबर	शुक्रवार	महात्मा आनंद स्वामी जन्म दिवस
8	24 अक्टूबर	शनिवार	महात्मा आनंद स्वामी पुण्यतिथि
9	27 अक्टूबर	मंगलवार	ऋषि निर्वाणोत्सव
10	14 नवम्बर	शनिवार	स्वामी दयानंद विरजानंद की कुटिया
11	15 नवम्बर	रविवार	महात्मा हंसराज पुण्यतिथि
12	21 नवम्बर	शनिवार	रामचंद्र छत्रपति बलिदान दिवस
13	19 दिसम्बर	शनिवार	पंडित राम प्रसाद बिस्मिल बलिदान दिवस
14	23 दिसम्बर	बुधवार	स्वामी श्रद्धानंद बलिदान दिवस
15	12 जनवरी	मंगलवार	स्वामी विवेकानंद जयंती
16	28 जनवरी	वीरवार	लाला लाजपतराय जयंती
17	21 फ़रवरी	रविवार	मुनि मुनिश्वरानंद पुण्यतिथि
18	28 फ़रवरी	रविवार	ऋषि दयानंद सरस्वती जन्म दिवस
19	4 मार्च	वीरवार	ऋषि बोधोत्सव
20	19 मार्च	शुक्रवार	पंडित गुरुदत्त विद्यार्थी पुण्यतिथि

## Holidays List Session 2020-21

<u>S.No</u>	<u>Date</u>	<u>Day</u>	
1	13 <sup>th</sup> April	Monday	Baisakhi
2	25 <sup>th</sup> April	Saturday	Parshu Ram Jayanti
3	25 <sup>th</sup> May	Monday	Eid Ul Fitar
4	3 <sup>rd</sup> Aug	Monday	Raksha Bandhan
5	11 <sup>th</sup> Aug	Tuesday	Krishan Janamashtami
6	15 <sup>th</sup> Aug	Saturday	Independence Day
7	2 <sup>nd</sup> Oct	Friday	Mahatama Gandhi Jayanti
8	17 <sup>th</sup> Oct	Saturday	Maharaja Aggarsain Jayanti
9	25 <sup>th</sup> Oct	Sunday	Dussehra
10	31 <sup>st</sup> Oct	Saturday	Maharishi Valmiki Jayanti
11	4 <sup>th</sup> Nov	Wednesday	Karva Chauth
12	14 <sup>th</sup> Nov	Saturday	Diwali
13	15 <sup>th</sup> Nov	Sunday	Vishavkarma DAY/ Goverdhan Puja
14	16 <sup>th</sup> Nov	Monday	Bhai Dooj
15	24 <sup>th</sup> Nov	Tuesday	Martyrdom Day of Shri Guru Teg Bahadur Ji
16	30 <sup>th</sup> Nov	Monday	Parkash Purb of Shri Guru Nanak Dev Ji
17	25 <sup>th</sup> Dec	Friday	Christmas Day
18	26 <sup>th</sup> to 28 <sup>th</sup> Dec	Saturday to Monday	Jor Mela
19	14 <sup>th</sup> Jan	Thursday	Makar Sankranti
20	20 <sup>th</sup> Jan	Wednesday	Shri Guru Gobind Singh Jayanti
21	26 <sup>th</sup> Jan	Tuesday	Republic Day
22	27 <sup>th</sup> Feb	Saturday	Shri Guru Ravidas Jayanti
23	11 <sup>th</sup> March	Thursday	Maha Shivratri

# SCHOOL HOUSES

## SESSION -2020-21

<b>Name of House</b>	<b>Motto</b>	<b>Tagline</b>	<b>Colour</b>	<b>LOGO</b>
<b>Honesty House</b>	Be Loyal and Trustworthy	The Art Of Being Truthful	Saffron	
<b>Work culture House</b>	Effective Management and Team Work	Goodness and hard work always rewarded with respect	Red	
<b>Faithful House</b>	Faithful Action is the Fundamental key to Success	Satayamev Jayate	Blue	
<b>Discipline House</b>	Self control Or Self command	Discipline turns ability into achievement	Green	

## DO's AND DON'Ts

<u>Do's</u>	<u>Don'ts</u>
<ol style="list-style-type: none"> <li>1. Give due regards to your elders.</li> <li>2. Prepare yourself well to perform well.</li> <li>3. Converse in English in School Campus.</li> <li>4. Come to school well groomed, in proper Uniform.</li> <li>5. Bring the student diary to school daily.</li> <li>6. Be regular in attendance and never be late to school. Attend morning assembly without fail.</li> <li>7. Keep your classroom and school premises clean and tidy.</li> <li>8. Turn off the taps after use.</li> <li>9. Switch off fans and lights when not in use.</li> <li>10. Be fair and honest at work. Always be considerate of the rights of others.</li> <li>11. Make use of the Library.</li> </ol>	<ol style="list-style-type: none"> <li>1. Do not bring precious articles in school.</li> <li>2. Do not damage the school property.</li> <li>3. Do not make noise in the classroom, corridors, auditorium or elsewhere in the school campus</li> <li>4. Do not bring gadgets such as mobile phones, I Pads, MP3's etc</li> <li>5. Do not absent yourself from school. 75% attendance is the minimum requirement.</li> <li>6 Do not use abusive language.</li> <li>7. Do not pluck flowers. Never touch electric plugs.</li> <li>8. Do not wear expensive jewellery to school.</li> <li>9. Don't involve in physical fights.</li> <li>10. Do not come in personal vehicles to school.</li> </ol>

### CODE OF CONDUCT

- ❖ Converse in English in school campus.
- ❖ Come to school regularly. In case you want to avail leave, kindly get it sanctioned from class teacher.
- ❖ Ensure proper order and discipline while moving to the playground / assembly / library or any lab.
- ❖ Library books must be handled with extra care and must be returned in time.
- ❖ Shouting / Fighting or Indulging in unruly behavior in the school premises is forbidden.
- ❖ Kindly contribute to make your school clean DAV, Green DAV.
- ❖ Proper decorum should be maintained while singing National Anthem / DAV Anthem and School Prayers as a mark of patriotism.
- ❖ Students should not carry any sharp objects like blade, knife, paper cutter etc. as they can prove to be harmful.
- ❖ Possession of crackers / bursting crackers / playing with colours in the school is strictly prohibited.
- ❖ Any student found with expensive jewellery, mobile phone, CD's, any other objectionable article will be subjected to fine and confiscation of the above mentioned articles.



**TEN PRINCIPLES OF THE ARYA SAMAJ**

1. God is the primary source of all true knowledge and of all that can be known through it.
2. God is Existent, Intelligent and Blissful. He is Formless, Almighty, Just Merciful, Unborn, Infinite, Unchallengeable, Beginning less, Incomparable the support and Lord of all, Omniscient, Imperishable, Immortal, Fearless, Eternal, Holy and the Maker of the Universe. To him alone worship is due.
3. The Vedas are scriptures of true knowledge. It is the duty of all Aryas to read them, hear them being read and recite them to others.
4. We should always be ready to accept the truth and give up untruth.
5. All actions should be performed in conformity with Dharma, that is, after due consideration of right and wrong.
5. The primary aim of the Arya Samaj is too good for all, that is, to promote their physical, spiritual and social well-being.
6. We should treat all people with love, fairness and due regards for their merit.
7. One should aim at dispelling ignorance and promoting knowledge.
8. One should not only be content with one's own welfare but should look for it in the welfare of other also.
10. One should regard oneself under restriction to follow altruistic rulings of the society, while all should be free in following the rules of individual welfare

**आर्य समाज के नियम**

1. सब सत्य विद्या और जो पदार्थ विद्या से जाने जाते हैं, उन सब का आदि मूल परमेश्वर है।
2. ईश्वर सच्चिदानंद स्वरूप, निराकार, सर्वशक्तिमान, न्यायकारी, दयालु, सर्वेश्वर, सर्वव्यापक, सर्वातर्यामी, अजर, अमर, अभय, नित्य, पवित्र और सृष्टिकर्ता है उसी की उपासना करने योग्य है।
3. वेद सब सत्य विद्याओं की पुस्तक है। वेद का पढ़ना-पढ़ाना और सुनना-सुनाना सब आर्यों का परम धर्म है।
4. सत्य के ग्रहण करने और असत्य के छोड़ने में सर्वदा उद्यत रहना चाहिए।
5. सब काम धर्मानुसार अर्थात् सत्य और असत्य का विचार करके करना चाहिए।
6. संसार का उपकार करना इस समाज का मुख्य उद्देश्य है अर्थात् शारीरिक, आत्मिक और सामाजिक उन्नति करना।
7. सबसे प्रीतिपूर्वक धर्मानुसार यथायोग्य वर्तना चाहिए।
8. अविद्या का नाश और विद्या की वृद्धि करनी चाहिए।
9. प्रत्येक को अपनी ही उन्नति से संतुष्ट न रहना चाहिए, किंतु सबकी उन्नति में अपनी उन्नति समझनी चाहिए।
10. सब मनुष्यों को सामाजिक सर्वहितकारी नियम पालने में परतंत्र रहना चाहिए और प्रत्येक हितकारी नियम में सब स्वतंत्र रहें।