



॥ ओ३म् ॥



DAV PUBLIC SCHOOL, SAMANA

(Senior Secondary)

CBSE Affiliated (1630571)

Under : DAV College Managing Committee, New Delhi

Near Chak, Patran Road, Samana- 147101

Phone: 01764-221815, 9878144815

E-mail: davsamana@gmail.com, davsamana@yahoo.com

Website: www.davsamana.org

STUDY PLAN

SESSION: 2023-24



CLASS: 1st

Name _____

Section _____

Roll No. _____

Adm. No. _____

Principal Message



"Education is a shared commitment between dedicated teachers, motivated students and enthusiastic parents with high expectations"

Principal Mohan Lal Sharma
Academician ,Educationist, Scholar,
Writer, Social Worker ,Awardee

Dear Students

Today, the role of a school is not only to pursue academic excellence but also to encourage and empower its students to be lifelong learners, critical thinkers, and productive members of an ever-changing global society. More than a decade back DAV SAMANA pledged to transform education. The school that is being run under the able stewardship of Honourable President **Dr. Punam Suri Ji** has earned its own position not only in Samana but also in its surrounding areas. At DAV, we provide an atmosphere to our students for multifaceted development, where children get such a platform which helps them to channelize their potential in the pursuit of excellence. This can only be possible in a holistic and student-centric environment.

The school is striving hard to make the best possible efforts to inculcate strong Vedic roots combining with academics and extra-curricular activities in the children. Transforming every individual into a self-reliant and independent citizen, the school provides an amalgam of scholastic and co-scholastic activities with International exposure. In our curriculum, the student is the primary focus and each child is involved in the learning process.

A new ray of hope has been generated by the introduction of – NEP 2020, a pristine document on education wherein emphasis is laid on technology. From the academic year 2022-23, the government will implement the first phase of NEP 2020. The new norms will play a crucial role in applying the New Education Policy in a better way.

The parents are the most strengthening power in moulding the future of children. Their consistent support empowers us to do more and more. I pay my gratitude to them for their faith in us.

I am confident enough that the DAVIANS will make themselves stronger day by day, By adding a new leaf to the grandeur of the school.

Blessings!!!

Principal Mohan Lal Sharma

STUDY PLAN - AN IMPORTANT TOOL

As we journey together, you may face many challenges and to enable you to overcome the obstacles we offer you this wonderful tool-Study Plan to make you familiar with the values and Academic Syllabi of the school. This will increase your awareness of how you study and you will become more confident. Therefore , Make this planner a part of your schedule for getting success this year.

.....

GREEN RULES

- ❖ Be kind, polite, helpful and aware of others' feelings.
- ❖ Try your best, work hard and learn from your own mistakes.
- ❖ Respect your educators.
- ❖ Make yourself presentable.
- ❖ Take responsibility for your education.
- ❖ Be organized.
- ❖ Don't be a distraction.
- ❖ Do the task with dedication.
- ❖ Be stick to your goals.

GENERAL INSTRUCTIONS (FOR PARENTS)

- ❖ Parents are requested to co-operate with the school in its attempt to help towards their children's progress by paying attention to their regularity, punctuality and discipline.
- ❖ Constant vigilance on the part of the parents pays rich dividends. We earnestly recommend that parents should take interest in the daily activities of the children both inside and outside the school and check the diary daily for any notes from the teacher. Kindly attend all Parent-Teacher Meetings in the interest of your wards.
- ❖ If you have any suggestions regarding your ward's study, you are welcome to contact the Principal/ Supervisor/ Co-ordinator/Class Teacher/Subject Teacher during Parent-Teacher Meeting or with prior appointment with Principal/ Supervisor/ Co-ordinator between (9:00 a.m. to 10:00 a.m.).
- ❖ Parents are requested not to enter the class room either to see their wards or to seek interviews with the teachers during class hours. No half day/short leave will be given to the student.
- ❖ Unauthorized absence for 6 consecutive days renders the student liable to have his/her name struck off the rolls. Sick children should not be sent to the school for a test or an examination. Medical certificate may be sent along with an application on the same or next day positively. Student will be fined Rs.10 per day, if the child remains absent for the consecutive two days.
- ❖ Children when suffering from infectious disease should not be sent to school to attend classes. The student is required to submit fitness certificate from a Medical Practitioner / Doctor on joining.
- ❖ Any change of Residential / Official Address / Telephone Number should be notified to the class teacher and school office immediately.
- ❖ Ensure that the child maintains personal hygiene, has nutritious breakfast and diet and avoids eatables from roadside vendors.

- ❖ Students are not allowed to carry / use "Mobile Phones" within the school premises.
- ❖ As the medium of instruction in the school is English. So, children should be helped to follow their work easily and intelligently by a certain amount of regular conversation in English at home.
- ❖ As soon as the diary is issued, the parents should fill in all the required data and sign in the spaces provided.
- ❖ Parents should sign the school diary daily. Daily assignment, irregularity in
 - a) Completion of assignment
 - b) Bringing of Books.
 - c) Wearing proper uniform, or any other instruction and circulars given by the school should be acknowledged by signing the diary at the respective spaces provided.
- ❖ Legitimated complaints should be brought to the knowledge of the Principal without delay.
- ❖ Please ensure that the child is sent neatly dressed. Nails should be trimmed regularly. Expensive jewellery and watches, nail polish and make up is not permitted.
- ❖ Encourage the children to participate in all curricular and co-curricular activities. This is very necessary for gaining self-confidence and self-satisfaction

MODE OF EXAMINATION

1. The First Term examination will be held in the month of September and 2nd term will be held in December and Annual examination will be held in the month of February / March.
2. Grading System is in the paper of Drawing, Music / Dance, G.K., Naitik Shiksha, Health & Physical Education.
3. A student must pass separately in both (Written+ Practical) exams.
4. Duration of each paper will be of three hours.

TEACHER SHOULD KEEP IN MIND

1. Use a variety of tools (Oral, Project Work , Presentation, Questioning).
2. Understand different learning styles and abilities.
3. Develop child's individual's skills, interests, attitudes and motivation.
4. Monitor the changes taking place in a child's learning, behavior and progress over time.
5. Share the assessment criteria with the students.
6. Allow peer and self-assessment.
7. Give an opportunity to the students to improve themselves.
8. Use an "Indoor Voice" when speaking in the class.

VALUE EDUCATION TOPIC FOR JUNIOR STUDENTS

APRIL

Greet Everyone

- Wish your parents.
- Wish your teachers.
- Wish your friends.
- Wish your guests.

MAY

Take Care of your Belongings

- Do not tear your books/ notebooks.
- Do not scribble on walls and tables.
- Keep your toys, books etc. at proper place.

JUNE

Use of Magical Words

- Thank You
- Please
- Sorry
- Excuse Me
- Welcome

JULY

Love Nature

- Do not waste water.
- Turn off water and electrical appliances when not in use.
- Do not pluck the flowers.
- Save trees.

AUGUST

National Pride and Patriotism

- Take pride in your country.
- Respect the National Flag.
- Respect the National Anthem.

SEPTEMBER

Health and Hygiene

- Take bath everyday.
- Brush your teeth twice a day
- Trim your nails regularly.
- Eat nutritious food.
- Stay away from junk food.

OCTOBER

Truthfulness and Honesty

- Always Speak the truth.
- Do not take away other's things.
- Do not cheat in test/ examination.

NOVEMBER

Safety Prevents

- Walk on footpath.
- Use zebra crossing while crossing the road.
- Do not play near fire.
- Do not touch switches, electric wires and plugs.
- Do not take hands out of moving bus.
- Do not chase flying kites and balls on the road.

DECEMBER

Discipline and Punctuality

- Come to school in proper uniform and tidy hair.
- Always move in queue.
- Do not run/ shout in corridors.
- Always do your work on time.

JANUARY

Clean DAV, Green DAV

- Always throw garbage in the dustbin.
- Keep your surroundings clean.
- Do not sit here and there.

FEBRUARY

Respect and Kindness

- Respect your elders.
- Respect people who help you (Community helpers).
- Be kind to poor.
- Be kind to animals.
- Do not hurt anyone.

MARCH

Sharing and Caring

- Share your things with others.
- Share your experiences with parents and teachers.
- Care for others feelings.
- Love your brother and sister.

Remember

**GOD IS EVERYWHERE.
HAVE FAITH IN GOD.**

UNIT -1

English

Books : 1. My English Reader 2. English Practice Book Publication : DAV Publication

GENERAL AIMS & OBJECTIVES

1. To enhance language ability by using language skills.
2. To encourage children to develop their creative abilities.
3. To enable the students to use four language skills i.e. Listening, Speaking, Reading and Writing.
4. To encourage children to develop thinking skills.
5. To inculcate a positive self concept in children.

COMMON INSTRUCTIONS

1. New words, sound words of each chapter must be written in notebook.
2. Make sentences of each chapter must be written by the students. Teacher will guide them to make different sentences.
3. Dictation and evaluation test (oral / written) must be taken after the completion of each chapter.
4. Students will bring books according to Time Table.
5. Situational Conversation must be conducted on every Saturday from any Conversation Book.

APRIL

Lesson No./Topic	No. of Periods	Activities	Teaching Aids/Technology
Capital and small Cursive alphabets A to Z and <i>a</i> to <i>z</i>	4	Sound Song of Alphabets (audio)	Text book, green board, Audio Aid, Chalk, Duster
Lesson-1 The Pets (My English Reader) Reading and Discussion	2	Phonic Cards	Text book, Note book, Green board
English Practice Book Pages - 1 to 8	3-4	–	Book, Green board, Model, Chalk, Duster, Live Example related with Concept -This / That and Preposition
Lesson-2 Kitty – The Naughty Cat (My English Reader)	2	'Spell and Build words' Curriculum Guidelines Page 14	Text book, Note book, Green board, Chalk, Duster
Grammar Use of This/That, Use of Preposition (Worksheet)	2	–	By using classroom objects
Lesson-3 A Funny Funny Zoo (Reading Skill & Exercise) (My English Reader)	1	'Be Quick' from Curriculum Guidelines Page-8 (Animals Name)	Text book, Note book, Green board, chalk, duster
Days of the week	2	'Look and say'	Blocks, Matt's video, Chalk, Duster,

Colour's Name (8)		from Curriculum Guidelines Page 14	Green board, Blocks and classroom objects
Listening Skill	1	-	E-Smart Board's content

MAY

Lesson No./Topic	No. of Periods	Activities	Teaching Aids/Technology
Lesson-4 Neha in a Jeep (My English Reader) Reading and discussion Only 'ee' sound words on notebook	2	Sound Blends Curriculum Guidelines-Page- 17 'ee' sound	Text book, Note book, Green board 'ee' (audio/video) sound words
English Practice Book Pages - 9 to 11	1	-	Text book, Green board, Chalk, Duster
Lesson-5 The Big Bell (My English Reader) 'll' sound words	5	'Read and Pick' from Curriculum Guidelines-Page-16 'll' sound	Text book, Note book, Green board 'll' (audio/video) sound words
English Practice Book Pages - 12 to 14	1	-	Text book, Green board, Chalk, Duster
Lesson-6 The Hot Spoon (My English Reader) 'oo' sound words, Make sentences	5	'Pick and Drop' from Curriculum Guidelines- Page- 13 (ee, ll, oo sounds)	Text book, Note book, Green board 'oo' (audio/video) sound words
English Practice Book Pages - 15 to 17	1	-	Text book, Green board, Chalk, Duster
Grammar - Use of capital letters and full stop. Composition - Myself (5 Lines)	3	-	Note book, Green board, Chalk, Duster
Lesson-7 A Shop in the Ship 'sh' sound words (Reading and discussion) (My English Reader)	3	-	Text book, Note book, Green board 'sh' (audio/video) sound word
English Practice Book Pages - 18 to 20	1	Spell and Build Words from Green Board	Text book, Green board, chalk, duster

JUNE : SUMMER VACATION**JULY**

Lesson No./Topic	No. of Periods	Activities	Teaching Aids/Technology
Lesson-8 Chintu and the Chicks (My English Reader) 'ch' sound words	5	Rhyming Words	Text book, Green board, chalk, duster, Note book "ch" (audio/video) sound words
English Practice Book Pages - 21 to 23	1	-	Text book, Green board, chalk, duster

Lesson-9 The Thief and the Thorn (My English Reader) Reading and discussion) 'th' sound words	5	Read & Act Curriculum Guidelines-Page -14	Text book, Note book, Green board, chalk, duster E-Smart Board's Content, Flash Cards of 'th' sound words
English Practice Book Pages - 24 to 27	2	-	Text book, Green board, chalk, duster
Rhyming words of 'ch' and 'th'	1	-	-
Lesson-10 The Puss in the Class (My English Reader) (Reading and discussion only) 'ss' sound words	5	-	Text book, Notebook, Green board, Flash card of 'ss' sound words
English Practice Book Pages - 28 to 30	1	Related page 30 'Word Train' from Curriculum Guidelines Page 19	Text book, Green board, chalk, duster
Lesson-11 One Thing at a Time (My English Reader)	1	From Child Craft Kit Odd One Out	-
Lesson-12 Vicky and Nicky (My English Reader) (Reading and discussion only) 'ck' sound words	5	-	Text book, Note book, Green board, E-Smart Board's content / Flash card of 'ck' sound words
English Practice Book Pages-31 to 33	1	-	Text book, Green board, chalk, duster
Creative Writing – Sound words and Dictation	1	-	-
Art Integration Activity	10	Sound Train with different shapes	
AUGUST	Revision of First Term Syllabus		
SEPTEMBER	Assessment – 1		

हिंदी

पुस्तकें : 1.भाषा माधुरी

2. भाषा अभ्यास

प्रकाशन : डी .ए. वी. प्रकाशन

उद्देश्य:

1. वद्या र्थयों में भाषा एवं साहित्य के प्रति रु च उत्पन्न करना।
- 2.शब्द भंडार में वृद्ध एवं वातावरण का समु चत ज्ञान करवाना।
3. वद्या र्थयों को भाषा के चारों कौशलों (श्रवण, वाचन, पठन व लेखन) से अवगत करवाना।
- 4.उ चत शब्द निर्माण व मात्रा निर्माण पर बल देना।
5. स्वाध्याय की प्रवृ त्त का वकास करना।
- 6.आज के तकनीकी युग में भाषा के प्रति रु च व सम्मान का वकास करना।

निर्देश :

1. पाठन क्रिया तथा लखाई पर बल दिया जाए।
2. सभी मात्राओं का श्रुतलेख लया जाएगा।
3. सभी पाठों के अभ्यास पूरे करवाए जाएँ।
4. चार्ट द्वारा मात्राएँ समझाई जाएँ।
5. मात्रा ज्ञान के लए ई-स्मार्ट बोर्ड का प्रयोग किया जाए।
6. प्रत्येक पाठ के अंत में टैस्ट लया जाएगा।

अप्रैल

पाठ का नाम / वषय	कालांश	गति व धयाँ	सहायक सामग्री/ तकनीक
पाठ - 1 राजा बेटा (भाषा माधुरी)	1	क वता का सस्वर गायन करवाया जाएगा	पाठ्य पुस्तक
पृष्ठ - 1, 2 (भाषा अभ्यास)	1	वदुया र्थयोँ को स्वर, वुयंजन	ब्लॉक, ग्रीन बोर्ड, झाइन, ख डुया
पाठ -2 अमन (भाषा माधुरी)	1	-	ब्लॉक, ग्रीन बोर्ड, झाइन, ख डुया
पृष्ठ -3 से 5 (भाषा अभ्यास)	1	छात्रों को स्वयं करने के लए प्रेरित किया जाएगा।	ब्लॉक, ग्रीन बोर्ड, झाइन, ख डुया
पाठ - 3 समझदार अजय (भाषा माधुरी)	4	शब्द अंताक्षरी- खेल	'आ' की मात्रा से संबं धत प र्चयाँ , दृश्य- श्रव्य सामग्री, ई-स्मार्ट बोर्ड
पृष्ठ - 6 से 10 (भाषा अभ्यास)	2	बरखा की बूँदों में दिए गए अक्षरों से शब्द बनाओ।	-
व्याकरण-अंगों के नाम (10)	1	देखो व कहो	ब्लॉक, ग्रीन बोर्ड, झाइन, ख डुया
कहानी - हाथी और दर्जी, जोड़ो व जानो	1	-	कहानी का दृश्य , ई- स्मार्ट बोर्ड, e-wiz

मई

पाठ का नाम / वषय	कालांश	गति व धयाँ	सहायक सामग्री/ तकनीक
पाठ 4 र ववार का दिन (भाषा माधुरी) केवल पठन	4	शब्द अंताक्षरी- खेल	'आ', 'इ' की मात्रा से संबं धत प र्चयाँ, दृश्य, श्रव्य सामग्री, ई -स्मार्ट बोर्ड
पृष्ठ -11 से 15 (भाषा अभ्यास)	2	वर्ग पहेली सुलझाओ	ग्रीन बोर्ड
पाठ 5 दीपावली आई	4	पर्ची उठाओ और डालो	'आ', 'इ', 'ई' मात्रा की प र्चयाँ

(भाषा माधुरी)		Curriculum Guidelines Page – 13	
पृष्ठ 16 से 19 (भाषा अभ्यास)	2	शब्दों को मात्रा अनुसार सही स्थान पर लखें (भाषा अभ्यास पेज - 18)	ब्लॉक, ग्रीन बोर्ड, झाड़न, ख डया
कहानी - चालाक लोमड़ी	1		कहानी का दृश्य ई स्मार्टबोर्ड, e-wiz
पत्ते पे पत्ता	1	-	ई- स्मार्ट बोर्ड, e-wiz
Art Integration Activity	5	क वता - राजा बेटा	

जून : ग्रीष्मावकाश

जुलाई

पाठ का नाम / वषय	कालांश	गति व धर्याँ	सहायक सामग्री/ तकनीक
पाठ - 6 गु डया की शादी (भाषा माधुरी) (केवल पठन)	4	देखो और कहो Curriculum Guidelines page – 14	प र्चयों पर लखा शब्द पढो, दृश्य, श्रव्य सामग्री, चार्ट, ग्रीन बोर्ड, ई- स्मार्ट
पृष्ठ-20 से 24 (भाषा अभ्यास)	1	वर्ग पहेली सुलझाओ, छिपी चीजें ढूंढो	ग्रीन बोर्ड, झाड़न, ख डया
पाठ 7 शाम हुई (भाषा माधुरी)	1	क वता का सस्वर गायन करवाया जाएगा।	पाठ्य पुस्तक
व्याकरण- रंगों के नाम (10) सब्जियों के नाम (10)	2	-	ब्लॉक, चार्ट, ई- स्मार्ट बोर्ड
क्रयात्मक कार्य- श्रुतलेख	2	-	-

अगस्त : करवाए गए पाठ्यक्रम की दोहराई

सतम्बर : मूल्यांकन -1

MATHEMATICS

Book:- Primary Mathematics

Publication:- DAV Publication

GENERAL AIMS & OBJECTIVES:

1. To develop the concept of comparison.
2. To perform the basic operations (addition, subtraction) with whole numbers.
3. To read time on a clock in a complete hour.
4. To measure the capacity by using non- standard units.
5. To recognize and classify various solids in the environment on the basis of their shapes.

NOTE:

1. Teacher will teach five sums of each concept in fair notebook for understanding.
2. Regular drill of dodging tables must be done in the class.
3. E-smart board will be used to clear the concept.
4. Basic concepts will be revised in each term.

APRIL

Lesson No./Topic	No. of Days	Activities	Teaching Aids/ Technology
Unit – 1 (Comparison) Page No. 1 to 16	10	Teacher will use things from environment and real situations to show different comparisons such as 'small, big', 'smaller than, bigger than'.	Concrete objects, E-smart board
Table of 2	2	Drill	Chart/Audio or video of tables
Notebook Topics: (i) What comes before? (ii) What comes after? (iii) What comes between? (iv) Missing numbers	5	Show number cards and ask what comes before, after or between?	Number cards

MAY

Lesson No./Topic	No. of Days	Activities	Teaching Aids/ Technology
Unit – 2 Number Concept (0 to 50) Page No. (17 to 42)	13	(i) Warm up exercise from Curriculum Guidelines Page no. 23 (ii) By skip counting	Real classroom situations, Abacus, Number Cards, Chart, Blocks, E-smart Board
Table of 3,4	3	Drill	Chart/Audio or Video
Notebook Topics: 1. Number Names	8	(i) By finger puppet method	Number Cards, Puppets/ Videos

(1 – 50)
2. Write in Figure
(1 – 50)
3. Put the sign $>$, $<$ or $=$
4. Mental Maths
5. Ordinal Numbers

(ii) Re-arrange the
number cards
(iii) By skip counting

JUNE : SUMMER VACATION**JULY**

Lesson No./Topic	No. of Days	Activities	Teaching Aids/ Technology
Tables of 5,6	3	Drill	Chart/Audio or Video of tables
Notebook Topics: 1. Mental Maths 2. Missing Numbers	5	(i) Children can be asked to tell the position of a person standing in a line or a object placed in a line from Curriculum Guidelines page no. 24	E-smart board ,Real Objects
Notebook Topics: 1. Ascending Order 2. Descending Order 3. Sums of Addition 4. Sums of Subtraction	10	(i) Place Value (Ones, Tens, Hundreds) from Curriculum Guidelines Page No. 24 (ii) By Abacus (iii) Re-Arrange Number/ Cards	Number Cards, Abacus, E-Smart Board
Art Integration Activity	5	Different shapes with colours on Drawing file or note book	

AUGUST : Revision of First Term Syllabus**SEPTEMBER : Assessment -1**

EVS**Book:- My Living World Publication:- DAV Publication****GENERAL AIMS & OBJECTIVES:**

1. To be curious about the world around.
2. To understand the relationship between man and environment.
3. To develop scientific attitude and healthy work habits.
4. To develop an awareness about human body and how to take care of it.
5. To understand the meaning and importance of a family.

NOTE:

1. Extra topics like circle the correct words, answer in one word, True/False, diagrams etc. must be taken.
2. Environment Sensitivity will be taken through MCQ's.
3. E-smart Board will be used to clear the contents.
4. Blocks related with objects from surroundings will be shown to students to clear the concepts.
5. Test must be taken after completion of every chapter.

APRIL

Lesson No./Topic	No. of Days	Activities	Teaching Aids/Technology
1. More About Me (Parts of Body) (Sense Organs) (Environment Sensivity (worksheet of MCQs)	5	(i) Guess and Tell (Book Page No.7) (ii) Right sense by body parts(e.wiz) Project:- Paste pictures of 'various body parts'. Discussion:- Parts of Body with its function. Solve the puzzle on Parts of Body (Kit)	Block Of Body Parts, E-Smart Board

MAY

Lesson No./Topic	No. of Days	Activities	Teaching Aids/ Technology
2. Keeping Clean (Things that keep the body clean)	5	(i) Show things of cleanliness like towel, soap, comb etc. (ii) Who is the best child (e.wiz) Discussion:- Things that help in cleaning our body.	Original Objects, E-Smart Board
3. Our Food (Fruit's name)	5	Students will bring different kinds of food and teacher will explain about it. Activity fun with pulses pasting	Real Food Items

Art Integration Activity	2	Show different objects related day to day routine – Personal Cleanliness
--------------------------	---	--

JUNE : SUMMER VACATION

JULY

Lesson No./Topic	No. of Days	Activities	Teaching Aids/ Technology
4. Keeping Healthy (Vegetable's name)	5	Invite the doctor in class to talk about health from Curriculum Guidelines Page no. 29.	Real Objects

AUGUST : Revision of First Term Syllabus

SEPTEMBER : Assessment -1

ਪੰਜਾਬੀ

ਪੁਸਤਕ - ਕਿਲਕਾਰੀ (ਸ਼ਬਦ ਲਹਿਰ) ਪਬਲੀਕੇਸ਼ਨ - ਪੀ ਵੀ ਬੁੱਕ ਪਬਲੀਕੇਸ਼ਨ

ਪੰਜਾਬੀ ਭਾਸ਼ਾ ਦੇ ਉਦੇਸ਼ :

1. ਮਾਤ ਭਾਸ਼ਾ ਰਾਹੀਂ ਸਹਿਜੇ ਹੀ ਗਿਆਨ ਹਾਸਲ ਕਰਨਾ |
2. ਮਾਤ ਭਾਸ਼ਾ ਪੰਜਾਬੀ ਪ੍ਰਤੀ ਮੋਹ ਪਿਆਰ ਪੈਦਾ ਕਰਨਾ |
3. ਪੰਜਾਬੀ ਭਾਸ਼ਾ ਰਾਹੀਂ ਪੰਜਾਬੀ ਸਭਿਆਚਾਰ ਨਾਲ ਜੋੜਨਾ |
4. ਪੰਜਾਬੀ ਸਾਹਿਤ ਦੇ ਰੂਪਾਂ ਨੂੰ ਪੜ੍ਹਨ ਵਿੱਚ ਪੰਜਾਬੀ ਭਾਸ਼ਾ ਸਹਾਇਕ ਹੈ |

ਨੋਟ :

1. ਸ਼ੁੱਧ ਉਚਾਰਨ ਅਤੇ ਸੁਲੇਖ ਵੱਲ ਖਾਸ ਧਿਆਨ ਦਿੱਤਾ ਜਾਵੇ |
2. ਸਾਰੇ ਪਾਠਾਂ ਦੇ ਅਭਿਆਸ ਪੂਰੇ ਕਰਵਾਏ ਜਾਣਗੇ |
3. ਹਰੇਕ ਬੱਚੇ ਦੀ ਪੜ੍ਹਨ - ਕਲਾ ਵੱਲ ਸ਼ੁਰੂ ਤੋਂ ਹੀ ਧਿਆਨ ਦਿੱਤਾ ਜਾਵੇ |
4. ਹਰੇਕ ਬੱਚੇ ਨੂੰ ਅੱਖਰਾਂ ਦੀ ਸਹੀ ਬਣਾਵਟ ਸਿਖਾਈ ਜਾਵੇ |

ਅਪ੍ਰੈਲ

ਪੜ੍ਹਨ ਕਲਾ :- ਸ਼ਬਦ ਲਹਿਰ – ਪੰਨਾ 2,3

ਲਿਖਣ ਕਲਾ :- 1. ਓ ਤੋਂ ਙ

2. ਚਿੱਤਰ ਨੂੰ ਅੱਖਰ ਨਾਲ ਮੇਲੋ
3. ਖਾਲੀ ਥਾਵਾਂ ਭਰੋ
4. ਚਿੱਤਰ ਦੇਖ ਕੇ ਪਹਿਲਾ ਅੱਖਰ ਲਿਖੋ
5. ਬੋਲ ਲਿਖਤ
6. ਚਿੱਤਰ ਦੇਖ ਕੇ ਸਹੀ ਅੱਖਰ ਤੇ ਘੇਰਾ ਲਗਾਓ
7. ਅੱਖਰ ਦੇਖ ਕੇ ਸਹੀ ਚਿੱਤਰ ਤੇ ਸਹੀ (v) ਦਾ ਨਿਸ਼ਾਨ ਲਗਾਓ
8. ਇੱਕੋ ਜਿਹੇ ਅੱਖਰਾਂ ਤੋਂ ਸ਼ੁਰੂ ਚਿੱਤਰਾਂ ਨੂੰ ਮਿਲਾਓ

ਸੁਣਨ ਕਲਾ :- ਕਹਾਣੀ 'ਪਿਆਸਾ ਕਾਂ' ਸੁਣਾ ਕੇ ਪ੍ਰਸ਼ਨ ਪੁੱਛੇ ਜਾਣਗੇ |

ਬੋਲਣ ਕਲਾ :- ਰੰਗਾਂ ਦੇ ਨਾਂ (ਕੋਈ ਸੱਤ)

ਵਿਧੀਆਂ	ਸਹਾਇਕ ਸਮਗਰੀ	ਗਤੀਵਿਧੀਆਂ	ਮੁਲਾਂਕਣ ਵਿਧੀ
1. ਉਚਾਰਨ ਵਿਧੀ	1. ਫਲੈਸ਼ ਕਾਰਡ	Pick and Drop Activity from Curriculum Guidelines Page No. 13	1. ਲਿਖਤੀ ਅਭਿਆਸ
2. ਅਨੁਕਰਨ ਵਿਧੀ	2. ਵੀਡੀਓ		2. ਮੌਖਿਕ ਅਭਿਆਸ
3. ਦੇਖੋ ਤੇ ਬੋਲੋ ਵਿਧੀ	3. ਚਾਰਟ		3. ਵਰਕਸ਼ੀਟ ਅਭਿਆਸ
4. ਵਿਚਾਰ ਵਟਾਂਦਰਾ ਵਿਧੀ	4. ਤਸਵੀਰਾਂ		4. ਪੜ੍ਹਨ ਕਲਾ
5. ਚਿੱਤਰ ਪਛਾਣ ਵਿਧੀ			

ਮਈ

ਪੜ੍ਹਨਕਲਾ :- ਸ਼ਬਦ ਲਹਿਰ-ਪੰਨਾ 4 ਤੋਂ 6

ਲਿਖਣ ਕਲਾ :- 1. ਚ ਤੋਂ ਨ

2. ਚਿੱਤਰ ਨੂੰ ਅੱਖਰ ਨਾਲ ਮੇਲੋ
3. ਖਾਲੀ ਥਾਵਾਂ ਭਰੋ
4. ਚਿੱਤਰ ਦੇਖ ਕੇ ਪਹਿਲਾ ਅੱਖਰ ਲਿਖੋ
5. ਬੋਲ ਲਿਖਤ
6. ਚਿੱਤਰ ਦੇਖ ਕੇ ਸਹੀ ਅੱਖਰ ਤੇ ਘੇਰਾ ਲਗਾਓ

7. ਅੱਖਰ ਦੇਖ ਕੇ ਸਹੀ ਚਿੱਤਰ ਤੇ ਸਹੀ (v) ਦਾ ਨਿਸ਼ਾਨ ਲਗਾਓ

8. ਇੱਕੋ ਜਿਹੇ ਅੱਖਰਾਂ ਤੋਂ ਸ਼ੁਰੂ ਚਿੱਤਰਾਂ ਨੂੰ ਮਿਲਾਓ

ਬੋਲਣ ਕਲਾ :- ਮੇਰੀ ਪਹਿਚਾਣ (5-6 ਲਾਈਨਾਂ)

ਸੁਣਨ ਕਲਾ :- ਕਹਾਣੀ 'ਲਾਲਚੀ ਕੁੱਤਾ' ਸੁਣਾ ਕੇ ਪ੍ਰਸ਼ਨ ਪੁੱਛੇ ਜਾਣਗੇ |

Art Integration Activity : Alphabets with Clay moulding

ਵਿਧੀਆਂ	ਸਹਾਇਕ ਸਮਗਰੀ	ਗਤੀਵਿਧੀਆਂ	ਮੁਲਾਂਕਣ ਵਿਧੀ
1. ਉਚਾਰਨ ਵਿਧੀ	1. ਫਲੈਸ਼ ਕਾਰਡ	Read and Draw Activity from Curriculum Guidelines Page No. 16	1. ਲਿਖਤੀ ਅਭਿਆਸ
2. ਅਨੁਕਰਨ ਵਿਧੀ	2. ਵੀਡੀਓ		2. ਮੌਖਿਕ ਅਭਿਆਸ
3. ਦੇਖੋ ਤੇ ਬੋਲੋ ਵਿਧੀ	3. ਚਾਰਟ		3. ਵਰਕਸ਼ੀਟ ਅਭਿਆਸ
4. ਵਿਚਾਰ ਵਟਾਂਦਰਾ ਵਿਧੀ	4. ਤਸਵੀਰਾਂ		4. ਪੜ੍ਹਨ ਕਲਾ
5. ਚਿੱਤਰ ਪਛਾਣ ਵਿਧੀ			

ਜੂਨ : ਗਰਮੀ ਦੀਆਂ ਛੁੱਟੀਆਂ

ਜੁਲਾਈ

ਪੜ੍ਹਨ ਕਲਾ :- ਸ਼ਬਦ ਲਹਿਰ – ਪੰਨਾ 7 ਤੋਂ 13

ਲਿਖਣ ਕਲਾ :- 1. ਪ ਤੋਂ ਕ

2. ਚਿੱਤਰ ਨੂੰ ਅੱਖਰ ਨਾਲ ਮੇਲੋ

3. ਖਾਲੀ ਥਾਵਾਂ ਭਰੋ

4. ਚਿੱਤਰ ਦੇਖ ਕੇ ਪਹਿਲਾ ਅੱਖਰ ਲਿਖੋ

5. ਬੋਲ ਲਿਖਤ

6. ਚਿੱਤਰ ਦੇਖ ਕੇ ਸਹੀ ਅੱਖਰ ਤੇ ਘੇਰਾ ਲਗਾਓ

7. ਅੱਖਰ ਦੇਖ ਕੇ ਸਹੀ ਚਿੱਤਰ ਤੇ ਸਹੀ (v) ਦਾ ਨਿਸ਼ਾਨ ਲਗਾਓ

8. ਇੱਕੋ ਜਿਹੇ ਅੱਖਰਾਂ ਤੋਂ ਸ਼ੁਰੂ ਚਿੱਤਰਾਂ ਨੂੰ ਮਿਲਾਓ

9. ਭੁਲਾਵੇਂ ਅੱਖਰ

ਕਿਰਿਆਤਮਕ ਕੰਮ :- ਭੁਲਾਵੇਂ ਅੱਖਰ

ਬੋਲਣ ਕਲਾ :- ਪੰਛੀਆਂ ਦੇ ਨਾਂ

ਸੁਣਨ ਕਲਾ :- ਕਹਾਣੀ ' ਕਾਂ ਤੇ ਚਲਾਕ ਲੁੰਬੜੀ' ਸੁਣਾ ਕੇ ਪ੍ਰਸ਼ਨ ਪੁੱਛੇ ਜਾਣਗੇ |

ਵਿਧੀਆਂ	ਸਹਾਇਕ ਸਮਗਰੀ	ਗਤੀਵਿਧੀਆਂ	ਮੁਲਾਂਕਣ ਵਿਧੀ
1. ਉਚਾਰਨ ਵਿਧੀ	1. ਫਲੈਸ਼ ਕਾਰਡ	Picture Talk	1. ਲਿਖਤੀ ਅਭਿਆਸ
2. ਅਨੁਕਰਨ ਵਿਧੀ	2. ਵੀਡੀਓ	Activity from	2. ਮੌਖਿਕ ਅਭਿਆਸ
3. ਦੇਖੋ ਤੇ ਬੋਲੋ ਵਿਧੀ	3. ਚਾਰਟ	Curriculum	3. ਵਰਕਸ਼ੀਟ ਅਭਿਆਸ
4. ਵਿਚਾਰ ਵਟਾਂਦਰਾ ਵਿਧੀ	4. ਤਸਵੀਰਾਂ	Guidelines Page	4. ਪੜ੍ਹਨ ਕਲਾ
5. ਚਿੱਤਰ ਪਛਾਣ ਵਿਧੀ		No. 15	

ਅਗਸਤ

ਕਰਵਾਏ ਗਏ ਕੰਮ ਦੀ ਦੁਹਰਾਈ

ਸਤੰਬਰ

ਮੁਲਾਂਕਣ - 1

COMPUTER

OBJECTIVES

1. Foremost aim is to make the students capable of using Computer.
2. To develop the interest in Computer.
3. To make the students aware about importance of computer.
4. To make students familiar with Parts of Computer.
5. To enable the students to use Mouse & Keyboard.
6. To make the students capable to Turn ON/OFF the computer themselves.

IMPORTANCE OF COMPUTER EDUCATION

Computer technology has a deep impact on the education sector. Thanks to computers, imparting education has become easier and much more interesting than before. They have changed the way we study/work, be it any course/ profession. They play a vital role in every field especially it plays an important role in education. That is why the education system has made computer education a part of school curriculum. Considering the use of computer technology in almost every sphere of life, it is important for everyone to have at least the basic knowledge of using computers.

GENERAL INSTRUCTIONS-**For Students :**

1. Students will sit according to Roll No. in lab.
2. Students will follow all the Rules & Regulations of Lab and Instructions of Teacher.
3. Students will not touch any part in Lab without permission.
4. Students will not carry any kind of eatables & Water bottles in Lab.

For Teachers :

1. It is necessary to take students to the lab once a week according to fixed Time Table.
2. Teacher will look after each & every child in lab.
3. Teacher will make it sure that all the students have performed the lab activity or not.
4. All the students must be trained in Turn On / Off the Computer themselves.
5. Teachers will use maximum PCs in Lab.

APRIL**Question answers for viva :**

Q-1 What is a computer?

Ans. Computer is an electronic machine.

Q-2. How does a computer help us?

Ans. (i) It makes our work easy.
(ii) It makes our learning better.

Q-3. What is the another name of monitor?

Ans. VDU.

Q-4. What is the full form of VDU?

Ans Visual Display Unit.

Lab Activity-

1. To show the different parts of the computer

MAY**Question answers for viva :**

Q-5. How many number keys are there on a keyboard?

Ans. 10 keys

Q-6. How many alphabet keys are there on a keyboard?

Ans- 26 keys

Q-7. What do we use to type on a computer?

Ans. Keyboard

Q-8 Which is the longest key on a keyboard?

Ans. Space Bar Key

Lab Activity-

1. Introduce the Keyboard and practice on alphabet keys .
2. Students will type their name and Roll no. in Notepad / word pad .

JUNE : SUMMER VACATION**JULY****Question answers for viva :**

Q-9 How many types of keys are there on a keyboard?

Ans. Five types: i) Alphabet Keys
(ii) Number Keys (iii) Functional Keys
(iv) Special Key) Arrow Keys

Q-10 Which is the brain of a computer ?

Ans- CPU

Q-11 Name any two Input Devices.

Ans- Keyboard, Mouse.

Q-13 How many buttons are there on a mouse?

Ans- Three buttons

- 1) Left Button
- 2) Right Button
- 3) Scroll Button

Q-14 Name the places where computer is used ?

Ans- School, Bank etc

Q-15 What is called pressing the mouse button ?

Ans- Clicking

Lab Activity :

1. Introduce Keyboard and practice on alphabet keys and number keys (Students will type their Name and RollNo.)
2. To show how to turn On & Off the computer.

AUGUST: Revision of First Term Syllabus

SEPTEMBER: Assessment – I

Drawing

Book : Step by Step

Publication : DAV Publication


OBJECTIVES :

1. To enjoy and appreciate the art work.
2. To work confidently with a variety of material.
3. To develop observation, imagination and self expression.


NOTE :

1. Use crayons only.
2. Use black sketch / marker for outline.
3. Use HB pencil.
4. Draw a big object in the centre.


APRIL

Step by Step Book	Drawing File Objects	No. of Periods	Activity
Pages -2 to 6	A Bag	6	 Thumb Printing

MAY

Step by Step Book	Drawing File Objects	No. of Periods	Activity
Pages -7 to 12	A Tree	8	 Paper fan / Paper folding Paper Aero plane

JUNE : SUMMER VACATION**JULY**

Step by Step Book	Drawing File Objects	No. of periods	Activity
Pages - 13 to 18	A fruit & A flower	6	 Jewellery Making

AUGUST : Revision of First Term Syllabus**SEPTEMBER : Assessment -1**

General Knowledge

General Aims and Objectives-

- i) To enable the students to speak appropriately and intelligently.
- ii) To enable the students to understand the commands & give response to the questions.
- iii) To pronounce correctly.

Common Instructions-

- i) Stereo(Audio/ Visual Aid) must be used to conduct listening skill-tape scripts.
- ii) Activities must be taken from Curriculum Guidelines already mentioned in Study Plan.
- iii) Converse with students individually.
- iv) Speaking topics must be asked individually.

APRIL

Topic	No. of Days	Activities	Teaching Aids/ Technology
Conversation Question/ Answer (1 to 10)	4	-	-
Curriculum Guidelines Page 10	2	General command (stand/ sit/ up/ down etc.) Courtesies (Golden Words- Thank You, Welcome, Please, Excuse Me, Sorry	-
Speaking Topic- Self Introduction	4	-	-

MAY

Topic	No. of Days	Activities	Teaching Aids/ Technology
Scrap File- Paste pictures of Animals, Birds	2	Show Blocks	
Knowledge about School Houses	4	-	-
Speaking Topic- My Classroom	4	-	-
Scrap File- Paste pictures of Fruits and Vegetables	2	Show Blocks	-

JUNE : SUMMER VACATION**JULY**

Topic	No. of Days	Activities	Teaching Aids/ Technology
Conversation Question/ Answer (11 to 20)	4	-	-
Lunch Prayer	1	-	-
Speaking Topic- My Classroom, Self Introduction	3	-	-
Scrap file- Paste pictures of different Festivals	2	-	-

AUGUST : Revision of First Term Syllabus

SEPTEMBER : Assessment - 1

Self Introduction

1. My name is _____.
2. I am a girl / boy.
3. I am ___ years old.
4. I study in 1st ___ class.
5. I read in DAV Public School.
6. I live at _____.
7. I like to eat _____

My Classroom

1. I study in 1st class.
2. My class room is very big .
3. It is neat and clean.
4. It has ___ benches.
5. It has ___ display boards.
6. It has a white and a green board.
7. I love my class room very much.

Conversation Questions

April to July

- | | |
|--|----------------------|
| 1. What is the full form of DAV? | Dayanand Anglo Vedic |
| 2. What is the full form of G.K.? | General Knowledge |
| 3. Where is your school situated? | In Samana |
| 4. In which country do you live? | In India |
| 5. Which animal gives us wool? | Sheep |
| 6. Who is the Prime Minister of India? | Sh. Narendra Modi |
| 7. Which is your favourite fruit? | _____ |
| 8. Who is the king of jungle? | Lion |
| 9. Where should we throw the litter? | In the dustbin |
| 10. Who gives us honey? | Honey Bee |
| 11. Who is your school Principal? | Dr. Mohan Lal Sharma |
| 12. Who is your class teacher? | _____ |
| 13. When was the first DAV school established? | 1886 |
| 14. Where do you live? | _____ |
| 15. Which is the king of fruit? | Mango |
| 16. How many colours are there in rainbow? | Seven |
| 17. Which is your favourite toy? | _____ |
| 18. Which thing help you to clean your house? | Vacuum cleaner |
| 19. What twinkles at night? | Stars |
| 20. What do you use to make a call? | Mobile Phone |

नैतिक शिक्षा

पुस्तक: नैतिक शिक्षा (भाग -1) प्रकाशन : डी.ए.वी.प्रकाशन

उद्देश्य

1. छात्रों में नैतिक मूल्यों का विकास करना ।
2. छात्रों में माता पता, अध्यापकों व बड़ों के प्रति सम्मान की भावना उत्पन्न करना □।
3. छात्रों के व्यक्तित्व को सुवचारों से समृद्ध बनाना □ ।
4. धार्मिक रूच का संवर्धन करना व अच्छी आदतें डालना □ ।
5. देश व जाति के प्रति छात्रों को कर्तव्यनिष्ठ बनाना ।

अप्रैल

पाठ का नाम / वषय	कालांश	गाति व धर्याँ	सहायक सामग्री
पाठ-1 प्रार्थना	1	-	-
पाठ-2 चार वचन	1	बच्चों को अच्छे नैतिक मूल्य सखाएं जायेंगे	-
गायत्री मंत्र	1	-	डायरी से
आर्य समाज के नियम 1,2	1	-	-
डी ए वी गान(पहली चार पंक्तियाँ)	4	-	डायरी से, व डयो

मई

पाठ का नाम / वषय	कालांश	गाति व धर्याँ	सहायक सामग्री
पाठ-3 वे तीन शब्द	1	नमस्ते, धन्यवाद और माफी जैसे शब्दों का प्रयोग करना सखाना	कहानी के माध्यम से समझाना
पाठ-4 चीकू बंदर	1	आलस के नुकसान बताएं जायेंगे	कहानी के माध्यम से समझाना
प्रश्न उत्तर	2	-	-
आर्य समाज के नियम 1,2,3	2	-	-
महात्मा हंसराज जी के बारे में वाक्य	2	महात्मा हंसराज जी के जीवन से अवगत करवाया जाएगा	-

जून : ग्रीष्मावकाश

जुलाई

पाठ का नाम / वषय	कालांश	गाति व धर्याँ	सहायक सामग्री
डी ए वी गान(पहली चार पंक्तियाँ)	3	सस्वर गायन करवाया जायेगा	पाठ पुस्तक
आर्य समाज के नियम 1,2,3	2	-	पाठ पुस्तक
प्रश्न उत्तर	2	-	-
बैसाखी ,स्वतंत्रता दिवस ,रक्षाबंधन के बारे में बताया जाएगा	3	त्योहारों का महत्व समझाया जायेगा	-

अगस्त : दोहराई

सतम्बर : मूल्यांकन -1

MUSIC & DANCE

OBJECTIVES :

1. To enhance knowledge and understanding of dance as an aesthetic & artistic experience.
2. Co-operate with others in dance activities.
3. To develop self-confidence.
4. Give chance to sing in front of audience in small functions in school.
5. Basic knowledge of maximum musical instruments.
6. To enhance the hidden talent in students.

NOTE :

1. To develop a context for aesthetic and artistic experience and the opportunity to develop personally and physically through participation in dance in an enjoyable environment.
2. To develop students' musical sense by joining music activities.

APRIL to JULY

Topic	No. of days	Tools and Techniques	Teaching Aids
Hindi Folk Dance	8	Demonstration with steps	Actions on rhythm
1st Alankar	8	Demonstration with musical instruments	Oral of Alankar
प्रार्थना - तुम्हीं हो माता	8	Demonstration with musical instruments	From Study Plan with Lyrics

JUNE**SUMMER VACATION****AUGUST****REVISION AND PRACTICE****SEPTEMBER****Assessment -I**

तुम्हीं हो माता पता ॥
 तुम्हीं हो माता, पता तुम्हीं हो
 तुम्हीं हो बंधु, सखा तुम्हीं हो । □
 तुम्हीं हो साथी तुम्हीं सहारे
 कोई ना अपना सवा तुम्हारे □।
 तुम्हीं हो नैया तुम्हीं खवैया
 तुम्हीं हो बंधु सखा तुम्हीं हो □।
 जो खल सके ना वो फूल हम है
 तुम्हारे चरणों की धूल हम हैं □।
 दया की दृष्टि सदा ही रखना
 तुम्हीं हो बंधु सखा तुम्हीं हो □।

अलंकार -1

सा रे गा मा पा धा नी सा

HEALTH & PHYSICAL EDUCATION

AIMS & OBJECTIVES :

1. Interact with the natural world in a positive manner.
2. Develop qualities such as leadership, sense of belongingness, Courage and self defence.
3. Participate in the activities for fun and joy.
4. Conduct the movement with more body control.
5. To ensure optimum growth of each child.
6. Understand that hygienic fitness, protection and health care are important for health.
7. To make people physically, mentally and emotionally strong and fit.
8. To participate in team game for physically fitness, enjoyment and team spirit.
9. To develop interest in exercise with confidence.
10. To make the children aware about health.

APRIL			
Topic	No. of Periods	Activities	Teaching Aids
Human Body	2	Practical	Chart, Block
Free Movements Walk / Run / Jump /walk Backward	1	Practical in Ground	Body Movements
Rolls the tyre or any other moveable object	2	Practical in Ground	Cycle Tyre
Ball Activities -Hold and Catch	1	Practical in Ground	Body Movements, Ball
PT exercises 1 to 3	2	Practical in Ground	Body Movements

MAY

Topic	No. of Periods	Activities	Teaching Aids
Pours water with perfection	2	Practical in Ground	Jug and glass of water
Simple Race- Distance of 20 m.	1	Practical in Ground	Body Movements
PT exercises 4 to 6	2	Demonstration and Practice	Body Movements

JUNE**SUMMER VACATION****JULY**

Topic	No. of Periods	Activities	Teaching Aids
Tosses and bounces a ball	2	Practical in Ground	Body Movements
Sack/ Spoon Race	2	Practical in Ground	Body Movements, Sack , Spoon
PT exercises 1 to 6	2	Practical in Ground, Demonstration	Body Movements
Game – Find the Leader	1	Practical in Ground	Body Movements

AUGUST : **Revision of First Term Syllabus****SEPTEMBER** : **Assessment –I****UNIT- 2****English****OCTOBER**

Lesson No./Topic	No. of Periods	Activities	Teaching Aids/Technology
Lesson-13 The King's Ring (My English Reader) New words, Make sentences , Fill ups	5	Pick & Drop from Curriculum Guideline Page13 'ng' sound	Text book, Note book, green board, E-Smart Board's content, Chalk, Duster
English Practice Book Pages 34, 35	1	Cut 'ng' sound words from newspaper & paste them	Text book, green board, chalk, duster
Lesson-14 My Mummy(Poem) Concept-I, He, She, It (Only For Reading and Understanding) (My English Reader)	5	'Sequencing the daily routine' from Curriculum Guidelines Page 15	Text book, Note book, green board, Chart, chalk, duster
English Practice Book Pages - 36 to 38	1	Give your introduction yourself Page 37	Text book, green board, Chalk, duster
Lesson-15 Anil and Geeta	4	Sentences with Game	Text book, Note book, green board,

'Are' concept Pages 51,52 only for understanding (My English Reader) New words, Make sentences , Fill ups		related He / She / It by students	Chalk, duster
English Practice Book Pages 39 to 42	2	Make at least 10 words from RAILWAY STATION Spell and Build Words	Text book, green board, chalk, duster
Grammar : Use of articles Month's Name My School, Use of capital letter and Full stop	3	–	By using classroom objects, E-Smart content/Chart

NOVEMBER

Lesson No./Topic	No. of Periods	Activities	Teaching Aids/Technology
Lesson-16 Out of the Cage (My English Reader) New words, Make sentences , Fill ups	4	Be Quick One and Many	Chart, Text book, Note book, green board, chalk, duster
English Practice Book Pages - 43 to 45	1	By using classroom objects (is, are concept)	Text book, green board, chalk, duster
Lesson-17 Tiny Ball & 'You' 'We' & 'They' concept Only for understanding Pages 56, 57 (My English Reader)	2	–	Text book, Note book, green board, chalk, duster
Lesson-18 Clever Chicks Use of 'Has' / 'Have' (My English Reader) Only for Reading	4	Role Play with mask, Solve the Crossword Puzzle (Page 66)	Text book, Note book, green board, chalk, duster
English Practice Book Pages 46 to 48	1	By using classroom objects related is, are concept Dominoes sentences with is/are	Text book, green board, chalk, duster
Lesson-19 Tommy – The Pet (Reading Only) (My English Reader) Use of 'These' / 'Those'	4	By using classroom objects related with These, Those concept	Text book, Note book, green board, chalk, duster
English Practice Book Pages 49 to 53	1	By using classroom objects related with has, have concept	Text book, green board, chalk, duster
Grammar-Change the Number(10) Change the Gender (10)	2		Text book, Note book, green board, chalk, duster
Listening Skill- The Thirsty	1	-	-

Crow			
Creative Writing – Make sentences	1	-	-
Art Integration Activity	6	Change the Number/ Gender	
DECEMBER Assessment – 2			

हिंदी

अक्टूबर

पाठ का नाम / वषय	कालांश	गति व धर्याँ	सहायक सामग्री/ तकनीक
पाठ -8 जादूगर का जादू (भाषा माधुरी)	4	अगर आप जादूगर बन जाओ तो कस चीज को बदलना चाहोगे ?	दृश्य, चार्ट,ई -स्मार्ट, ग्रीन बोर्ड
पृष्ठ - 25 से 31 (भाषा अभ्यास)	2	अनार में से फूटे अधूरे शब्दों को जोड़कर पूरा करो।	ग्रीन बोर्ड, झाड़न, ख डया
पाठ -9 मेला (भाषा माधुरी)	5	आप सब ने मेला जरूर देखा होगा बातचीत कीजिए	ग्रीन बोर्ड, झाड़न, ख डया, चार्ट/ फ्लैश कार्ड
पृष्ठ -32 से 36 (भाषा अभ्यास)	2	पृष्ठ 34 चत्र देखो व लखो	ग्रीन बोर्ड, पाठ्य पुस्तक
पाठ - 10 शैला की मैना (भाषा माधुरी)	5	पर्ची उठाओ और डालो {Curriculum Guidelines page – 13}	ए, ऐ की मात्रा की प र्चयाँ चार्ट / फ्लैश कार्ड
पृष्ठ - 37 से 40 (भाषा अभ्यास)	2	ए, ऐ की मात्रा के शब्दों को मात्रा अनुसार सही डब्बे में लखो	ग्रीन बोर्ड , ई -स्मार्ट

नवंबर

पाठ का नाम / वषय	कालांश	गति व धर्याँ	सहायक सामग्री/ तकनीक
पाठ -11 होली का दिन (भाषा माधुरी)	5	वर्ग पहेली सुलझाओ	चार्ट / फ्लैशकार्ड ओ मात्रा की प र्चयां
पृष्ठ - 41 से 44 (भाषा अभ्यास)	2	अनुच्छेद लेखन पृष्ठ -42	ग्रीन बोर्ड, झाड़न, ख डया
पाठ - 12 कौशल की साल गरह (भाषा माधुरी) केवल पठन	5	शब्द से शब्द निर्माण	दृश्य, चार्ट / फ्लैशकार्ड, ई -स्मार्ट, ग्रीन बोर्ड

कौशल			
पृष्ठ -45 से 48 (भाषा अभ्यास)	2	बच्चों को अभिनय द्वारा क्रियाओं को करवाया व लखने का अभ्यास करवाया जाएगा □	ग्रीन बोर्ड, कक्षा की वस्तुएँ
पाठ 15 परियों की रानी (भाषा माधुरी)	1	क वता का सस्वर गायन करवाया जाएगा □	पाठ्य पुस्तक
व्याकरण - वचन बदलो (10) पशुओं के नाम (10) पक्षियों के नाम (10) गनती- 1 से 10	4	चित्र दिखाकर बच्चों को बोलने के लिए प्रेरित किया जाएगा □	चार्ट, फ्लैश कार्ड, ब्लॉक
क्रियात्मक कार्य - फलों के नाम, श्रुतलेख	4	-	-
Art Integration Activity	6	Poster Designing with Matras	

दिसंबर : मूल्यांकन -2

Mathematics

OCTOBER

Lesson No./Topics	No. of Days	Activities	Teaching Aids/ Technology
Unit – 3 Addition/Subtraction (0 to 20) Page No. (43 to 53)	6	i) Lotto game from Curriculum Guidelines- Page no. 25 (ii) Dominoes game from Curriculum Guidelines- Page no. 25	Dominoes card clown on a peg (E-wiz)
Unit -4 Shapes Page No. 54 to 63 (Introduction of shapes only from book) Simple shapes will be taken on notebook	5	(i) Fire on mountain (ii) Catch me if you can? (e.wiz) (iii) Plane shapes/solid shapes from Curriculum Guidelines page no. 27 (iv) Shapes Train	Shapes Cards, Real Objects, 3-D Shapes Objects, E-Wiz

Notebook Topics: (i) Shapes of circle, square, rectangle, Triangle (Name the shape)	5	(i) Show them different objects and ask about their shapes.	Shapes Cards, Real Objects, 3-D Shapes Objects , E-Wiz
Unit – 5 Number Concept (0 – 100) Page No. – 64 to 77	10	(i) Place Value (Ones, Tens, Hundreds) from Curriculum Guidelines Page No. 24 (li) By Abacus (lii) Re-Arrange Number Cards	Number Cards, Abacus, E-Smart Board
Unit -6 Length Page No. 78 to 80	3	Use non standard units (such as hand span, human feet, palm etc) to measure length of objects in immediate neighborhoods environment (Curriculum Guidelines Page no. 27)	Classroom objects like green board, table, bag etc, E-smart board
Tables of 6, 7	3	Drill	Audio Or Video of Tables
Unit – 7 Add & Subtract Page No. 81 to 83	4	With The Use Of Abacus , Number Line	Abacus, Number Line, Dominoes Card
Notebook Topics 1. Sums of addition & subtraction 2. Mental Maths 3. Ascending/ Descending order 4. What comes after, before, between?	6	(i) Re-Arrange the Numbers (li) Finger Method	Number Cards, Abacus
Art Integration Activity	5	Concept – Length will be taken by using vegetable impression	

NOVEMBER

Lesson No./Topic	No. of Days	Activities	Teaching Aids/ Technology
Unit – 8 Weight Page No. 84 to 87	3	Balancing & Weighing two quantities and using appropriate vocabulary such as light, heavy etc.	E-Smart Board, Pan Balances

		from Curriculum Guidelines Page no. 26	
Tables of 7,8	3	Drill	Audio or Video of Tables
Notebook Topics 1.Number names(50 to 100) 2. Mental Maths 3. Write in figures 4. Put the correct Sign>,<, 5. After, Before, Between 6. Missing Number 7. Ascending & Descending Order	3	(i) Quick calculations	Number Cards, Abacus

DECEMBER : Assessment -2

EVS

OCTOBER

Lesson No./Topic	No. of Days	Activities	Teaching Aids/ Technology
5. Clothing (Different types of clothes' name)	5	(i) Identification of different types of clothes we wear from Curriculum Guidelines Page no. 30 (ii) Dress sense(e.wiz) Project- Paste pictures of different seasonal clothes.	Blocks/Chart/Real Clothes as examples, Cards From Child Craft Kit
6. A House is a must(only for understanding) (This will not be taken in Exam)	5	Solve the puzzle that are found in a house (Book Page No. 34) Project:- Paste pictures of different types of houses. Discussion:- How the house protect us?	Chart, E-smart board

NOVEMBER

Lesson No./Topic	No. of Days	Activities	Teaching Aids/ Technology
7. Who are They? (only for discussion) (This will not be taken in Exam)	4	(i) Paste photographs of your family members on family tree (Book Page No. 38) (ii) What does your father and mother do at home? {Curriculum Guidelines Page no. 31}	Family tree from book
8. We are a Happy Family	5	Role play activity	Family tree from book
9. Fairs and Festivals (Festival's name)	5	Project : Draw and colour the National Flag of India in scrap file Project : Paste pictures of different festivals in scrap file	Chart/ Flash cards, E-smart board
Art Integration Activity	2	Collage : Making on Fairs and Festivals	

DECEMBER : Assessment -2**ਪੰਜਾਬੀ****ਅਕਤੂਬਰ**

ਪੜ੍ਹਨ ਕਲਾ :- ਸ਼ਬਦ ਲਹਿਰ – ਪੰਨਾ 14 ਤੋਂ 21

ਲਿਖਣ ਕਲਾ :- 1. ਓ ਤੋਂ ਤੜ

2. ਦੇ ਅੱਖਰੀ ਸ਼ਬਦਾਂ ਦਾ ਜੋੜ

3. ਦੇ ਅੱਖਰੀ ਸ਼ਬਦ

4. ਖਾਲੀ ਥਾਂਵਾਂ ਭਰੋ

5. ਚਿੱਤਰ ਦੇਖ ਕੇ ਨਾਂ ਲਿਖੋ

6. ਬੋਲ ਲਿਖਤ

7. ਚਿੱਤਰ ਦੇਖ ਕੇ ਸਹੀ ਸ਼ਬਦ ਤੇ ਘੇਰਾ ਲਗਾਓ

8. ਸਹੀ ਅੱਖਰ ਭਰ ਕੇ ਸਹੀ ਸ਼ਬਦ ਬਣਾਓ

9. ਵਾਕ ਬਣਾਓ

ਬੋਲਣ ਕਲਾ :- ਫਲਾਂ ਦੇ ਨਾਂ

ਸੁਣਨ ਕਲਾ :- ਕਹਾਣੀ 'ਏਕਤਾ ਵਿੱਚ ਬਲ ਹੈ' ਸੁਣਾ ਕੇ ਪ੍ਰਸ਼ਨ ਪੁੱਛੇ ਜਾਣਗੇ |

ਵਿਧੀਆਂ	ਸਹਾਇਕ ਸਮਗਰੀ	ਗਤੀਵਿਧੀਆਂ	ਮੁਲਾਂਕਣ ਵਿਧੀ
1. ਉਚਾਰਨ ਵਿਧੀ	1. ਫਲੈਸ਼ਕਾਰਡ	Spell and Build Activity from Curriculum Guidelines Page No. 14	1. ਲਿਖਤੀ ਅਭਿਆਸ
2. ਅਨੁਕਰਨ ਵਿਧੀ	2. ਵੀਡੀਓ		2. ਮੌਖਿਕ ਅਭਿਆਸ
3. ਦੇਖੋ ਤੇ ਬੋਲੋ ਵਿਧੀ	3. ਚਾਰਟ		3. ਵਰਕਸ਼ੀਟ ਅਭਿਆਸ
4. ਵਿਚਾਰ ਵਟਾਂਦਰਾ ਵਿਧੀ	4. ਤਸਵੀਰਾਂ		4. ਪੜ੍ਹਨ ਕਲਾ
5. ਚਿੱਤਰ ਪਛਾਣ ਵਿਧੀ			

ਨਵੰਬਰ

ਪੜ੍ਹਨ ਕਲਾ :- ਸ਼ਬਦ ਲਹਿਰ – ਪੰਨਾ 22 ਤੋਂ 29

ਲਿਖਣ ਕਲਾ :- 1. ਤਿੰਨ ਅੱਖਰੀ ਸ਼ਬਦਾਂ ਦਾ ਜੋੜ

2. ਤਿੰਨ ਅੱਖਰੀ ਸ਼ਬਦ

3. ਖਾਲੀ ਥਾਂਵਾਂ ਭਰੋ

4. ਚਿੱਤਰ ਦੇਖ ਕੇ ਨਾਂ ਲਿਖੋ

5. ਬੋਲ ਲਿਖਤ

6. ਚਿੱਤਰ ਦੇਖ ਕੇ ਸਹੀ ਸ਼ਬਦ ਤੇ ਘੇਰਾ ਲਗਾਓ

7. ਸਹੀ ਅੱਖਰ ਭਰ ਕੇ ਸਹੀ ਸ਼ਬਦ ਬਣਾਓ

8. ਵਾਕ ਬਣਾਓ

9. ਸੁਲੇਖ

10. ਮਿਲਾਨ ਕਰੋ

ਬੋਲਣ ਕਲਾ :- ਕਵਿਤਾ – ਗੁਬਾਰੇ

ਸੁਣਨ ਕਲਾ :- ਕਹਾਣੀ 'ਦੋ ਬਿਲੀਆਂ ਅਤੇ ਬਾਂਦਰ' ਸੁਣਾ ਕੇ ਪ੍ਰਸ਼ਨ ਪੁੱਛੇ ਜਾਣਗੇ |

ਕਿਰਿਆਤਮਕ ਕੰਮ :- ਭੁਲਾਵੇਂ ਸ਼ਬਦ

Art Integration Activity ਕਵਿਤਾ – ਗੁਬਾਰੇ

ਕਵਿਤਾ - ਗੁਬਾਰੇ

ਲਾਲ, ਨੀਲਾ, ਪੀਲਾ, ਗੁਲਾਬੀ
 ਹਰਾ, ਕਾਲਾ, ਅਤੇ ਚਿੱਟਾ
 ਰੰਗੇ ਬਿਰੰਗੇ ਇਹ ਗੁਬਾਰੇ ,
 ਲੱਗਦੇ ਬੜੇ ਹੀ ਪਿਆਰੇ
 ਉੱਚੇ – ਉੱਚੇ ਉੱਡਦੇ ਸਾਰੇ ,
 ਜਾ ਪਕੜਨ ਅੰਬਰਾਂ ਦੇ ਤਾਰੇ |

ਵਿਧੀਆਂ	ਸਹਾਇਕ ਸਮਗਰੀ	ਗਤੀਵਿਧੀਆਂ	ਮੁਲਾਂਕਣ ਵਿਧੀ
1. ਉਚਾਰਨ ਵਿਧੀ 2. ਅਨੁਕਰਨ ਵਿਧੀ 3. ਦੇਖੋ ਤੇ ਬੋਲੋ ਵਿਧੀ 4. ਵਿਚਾਰ ਵਟਾਂਦਰਾ ਵਿਧੀ 5. ਚਿੱਤਰ ਪਛਾਣ ਵਿਧੀ	1. ਫ਼ਲੈਸ਼ ਕਾਰਡ 2. ਵੀਡੀਓ 3. ਚਾਰਟ 4. ਤਸਵੀਰਾਂ	Pick and Drop Activity from Curriculum Guidelines Page No. 13	1. ਲਿਖਤੀ ਅਭਿਆਸ 2. ਮੌਖਿਕ ਅਭਿਆਸ 3. ਵਰਕਸ਼ੀਟ ਅਭਿਆਸ 4. ਪੜ੍ਹਨ ਕਲਾ

ਦਸੰਬਰ - ਮੁਲਾਂਕਣ - 2

Computer

OCTOBER

Question Answers for Viva :

Q-1 What is the full form of CPU?

Ans- Central Processing Unit

Q-2 Which part of a computer is used to listen the sound?

Ans- Speakers

Q-3 What does a computer need to work with?

Ans-Electricity

Q-4 Which device is used to point all the items on screen?

Ans- Mouse

Lab Activity :-

1. Play any sound & listen through speakers.
2. Students will draw any shape & will colour it.

NOVEMBER**Question Answers for Viva :-**

Q-5 Which storage device do you use to keep data?

Ans- CD, DVD, Pen Drive

Q-6 Name two places where computer is used?

Ans- School, Bank, Hospital

Q-7 How do you make drawing in a paint?

Ans-By using pencil tool, brush tool etc.

Q-8 What do we use to erase a drawing?


Ans- Eraser tool.

Lab Activity :-

1. Draw different shapes and paint them .
2. Show CD, Pen Drive, Speakers in lab.

DECEMBER : Assessment -II**Drawing**

OCTOBER			
Step by Step Book	Drawing File Objects	No. of periods	Activity
Pages - 19 to 24	A glass	8	-

NOVEMBER			
Step by Step Book	Drawing File Objects	No. of periods	Activity
Pages -25 to 29	A Jug & A Kite	8	 Card Colouring on Children's Day

DECEMBER		Revision and Assessment -2	
----------	--	----------------------------	--

General Knowledge

OCTOBER			
Topic	No. of Periods	Activities	Teaching Aids/ Technology
Conversation Question/ Answer 1 to 7	4	-	-
Curriculum Guidelines	2	Play Mime	-

Page 11		Game	
Speaking Topic- My Best Friend	4	-	-

Scrap file – Paste Pictures of National Symbols and music Instruments.

Art Integration Activity	2	National Anthem	
---------------------------------	---	------------------------	--

NOVEMBER

Topic	No. of Periods	Activities	Teaching Aids/Technology
Conversation Question/ Answer (8 to 15)	4	-	-
Curriculum Guidelines Page 16	2	Read & draw	-
Speaking Topic- Great Personality – Swami Dayanand Saraswati Ji	4	-	-
Scrap File- Paste pictures of Great Personalities	2	-	-

DECEMBER : Assessment -2

My Best Friend

1. My friend's name is _____
2. He/ She reads in 1st class.
3. He /She is of my age.
4. We study and play together .
5. He/ She is very helpful.
6. We both enjoy at school.
7. I like my friend very much

Great Personality

Swami Dayanand Saraswati Ji

1. Swami Dayanand Saraswati Ji was born on 12th Feb., 1824 in Tankara.
2. His father's name was Karshan Ji Tiwari.
3. His mother's name was Yashoda bai.
4. He was the founder of Arya Samaj.
5. Satyarth Parkash is the famous book of Swami ji.
6. He died on 30th Oct., 1883 in Ajmer.

Conversation Questions

October to November

1. Which is your favorite rhyme?	Bits of Paper._____
2. Who gives us heat?	Sun
3. Who is known as God of Cricket?	Mr. Sachin Tendulkar
4. Which is the national game of India?	Hockey
5. Which is your favourite festival?	Holi / Diwali etc.
6. Name any two indoor games.	Chess, Ludo
7. Name any two out door games.	Hockey, Football
8. Which is the festival of lights?	Diwali
9. Which is the festival of colours?	Holi
10. How many players are there in Hockey Team?	Eleven
11. Which is your favourite musical instrument?	Tabla etc.
12. Name any two musical instruments.	Harmonium, Guitar
13. Which is your favourite cartoon character?	Ben 10, etc.
14. What do you say when you get up in the morning?	Good Morning
15. What do you say when go to bed at night?	Good Night

नैतिक शिक्षा

अक्टूबर

पाठ का नाम / वषय	कालांश	गाति व धर्याँ	सहायक सामग्री
पाठ-5 अनुभूति की गलती	2	चोरी जैसी बुरी आदतों से दूर रहने के बारे में बताया जायेगा	पाठय पुस्तक
पाठ-6 आओ प्रार्थना करें	2	-	पाठय पुस्तक
डी ए वी गान (पहली आठ पंक्तियाँ)	4	सस्वर गायन करवाया जायेगा	पाठय पुस्तक
आर्य समाज के नियम (4,5,6)	3	-	पाठय पुस्तक
प्रश्न उत्तर	2	-	-
गांधी जयंती, दशहरा और दिपावली के बारे में जानकारी	3	त्योहारों का महत्व समझाया जायेगा	-

नवंबर

पाठ का नाम / वषय	कालांश	गाति व धर्याँ	सहायक सामग्री
पाठ-7 स्वामी वरजानन्द	2	स्वामी वरजा नन्द जी के बारे में बताया जायेगा	स्वामी वरजानन्द जी का चित्र

पाठ-8 ईश्वर मेरे साथ है	2	-	पाठ्य पुस्तक
आर्य समाज के नियम (4,5,6)	3	-	पाठ्य पुस्तक
डी ए वी गान(पहली आठ पंक्तियाँ)	3	सस्वर गायन करवाया जायेगा	पाठ्य पुस्तक
शष्टाचार के नियम	3	-	पाठ्य पुस्तक
मंत्र	2	-	-

दिसंबर : मूल्यांकन - 2

Music & Dance

OCTOBER and NOVEMBER

Topic	No. of days	Tools and Techniques	Teaching Aids
Children Dance – Hindi	6	Demonstration with steps	With sound system
Children Song (लकड़ी की काठी)	6	Demonstration with musical instruments	From Study Plan with Lyrics

DECEMBER : Assessment -2

Children Song लकड़ी की काठी

लकड़ी की काठी काठी पे घोड़ा,
घोड़े की दुम पे जो मारा हथौड़ा
दौड़ा दौड़ा दौड़ा घोड़ा दुम उठा के दौड़ा
घोड़ा पहुँचा चौक में, चौक में था नाई,
घोड़े जी की नाई ने हजामत जो बनाई
चग-बग चग-बग चग-बग चग-बग, घोड़ा पहुँचा चौक

दौड़ा दौड़ा दौड़ा घोड़ा दुम उठा के दौड़ा
घोड़ा था घमंडी पहुँचा सब्जी मंडी,
सब्जी मंडी बर्फ पड़ी थी बर्फ में लग गई ठंडी
चग-बग चग-बग चग-बग चग-बग, घोड़ा था घमंडी

दौड़ा दौड़ा दौड़ा घोड़ा दुम उठा के दौड़ा
घोड़ा अपना तगड़ा है देखो कतनी चर्बी है,
चलता है महरोली में पर घोड़ा अपना अरबी है
चग-बग चग-बग चग-बग चग-बग, घोड़ा अपना तगड़ा है

बाँह छूड़ा के दौड़ा घोड़ा दुम उठा के दौड़ा
लकड़ी की काठी काठी पे घोड़ा, दुम उठा के दौड़ा

Health & Physical Education

OCTOBER

Lesson No./Topic	No. of Periods	Activities	Teaching Aids
Warm Up exercise Free Movements Walk / Run / Jump	1	Practical in Ground	Body Movements
PT exercises 1to 3	2	Practical in Ground Demonstration and Practice	Body Movements
Dodge Ball	1	Practical in Ground	Body Movements
Asana- Tarasana and Padamasana	2	Demonstration and Practice	Chart and Body Movement

NOVEMBER

Lesson No./Topic	No. of Periods	Activities	Teaching Aids
Race – Frog Race/Dog Race	1	Practical in Ground	Body Movements
PT exercises 4 to 6	2	Practical in Ground Demonstration & Practice	Body Movements
Throw a ball at a given target	1	Practical in Ground	Body Movements, Ball
Game – River Bank	1	Practical in Ground	Body Movements

DECEMBER : Assessment -2

UNIT- 3

English

JANUARY

Lesson No./Topic	No. of Periods	Activities	Teaching Aids/Technology
Lesson-20 A Picnic Use of 'His' 'Her', 'My' 'Your' (My English Reader) Reading and understanding Only	4	–	Text book, Note book, green board, chalk, duster
English Practice Book Pages 54 to 56	1	By using classroom objects related 'These', 'Those'	Text book, green board, chalk, duster
Lesson-21 Raju's Bunny Use of 'What is What' (My English Reader) New words, Make sentences , Fill ups ,Opposite words (10)	4	–	Text book, Note book, green board, chalk, duster

English Practice Book Pages- 57 to 65	1	Pick the word from word pool and write in the column {Page 59}, Search the fruit name from the basket Page - 61, Find the names of the colours that are hidden in the puzzle Page 64	Text book, green board, chalk, duster
Lesson-22 Kitty's Birthday (My English Reader) Reading and understanding Only	3	–	Text book, Note book, green board, chalk, duster
English Practice Book Pages -66 to 67	1	Picture Talk Page 67	Text book, green board, chalk, duster
Action Time Page 92 Lesson-23 The Ants (My English Reader) New words, Make sentences , Fill ups	3-4	Students will do action related with words	Text book, Note book, green board, chalk, duster
English Practice Book Pages- 68 to 71	1	Read and Act from Page-14 Curriculum Guidelines	Text book, green board, chalk, duster

FEBRUARY

Lesson No./Topic	No. of Periods	Activities	Teaching Aids/Technology
Lesson-24 The Greedy Monkey (My English Reader) New words, Make sentences , Fill ups	2	Word Building	Text book, Note book, green board, chalk, duster
English Practice Book Pages- 72 to 75	1	See the picture and complete the sentence by using is / was and a / an	Text book, green board, chalk, duster
Lesson-25 Golu's Shop (Only for Reading) Jumbled words in Book exercise (My English Reader)	1	–	Text book, green board, chalk, duster
English Practice Book Pages- 76, 77	1	Students will compose the lines about My Teacher, Leave a note for mummy when you are going at your friend's house	Text book, green board, chalk, duster
Lesson-26 Neha in the Forest (My English Reader) (only for reading)	2	–	Text book, green board, chalk, duster
English Practice Book Pages 78, 79	1	Picture Talk	Text book, green board, chalk, duster
Use of capital letter and full stop.	1	-	-
Creative Writing – Make sentences , Action Words	1	-	-

MARCH : Assessment -3

हिंदी

जनवरी

पाठ का नाम / वषय	कालांश	गति व धयाँ	सहायक सामग्री / तकनीक
पाठ -13 संजय की पतंग (भाषा माधुरी)	5	शब्द अंताक्षरी खेल	दृश्य, श्रव्य सामग्री, ई- स्मार्ट बोर्ड, चार्ट
पृष्ठ - 49 से 52 (भाषा अभ्यास)	2	पृष्ठ 52 का चित्र दिखाया जाएगा और बच्चों को बोलने लखने के लिए प्रेरित किया जाएगा □	ग्रीन बोर्ड, झाड़न, ख ड़या
पाठ -14 ताँगे वाले की मूँछें(भाषा माधुरी)	4	अगर मूँछों वाला आदमी चाचा ना होता तो क्या होता ? बातचीत कीजिए	दृश्य, श्रव्य सामग्री, ई - स्मार्टबोर्ड, चार्ट
पृष्ठ -53 से 54 (भाषा अभ्यास)	1		कक्षा की वस्तुएँ, ग्रीन बोर्ड
पाठ - 16 मस्त कलंदर (भाषा माधुरी) केवल पठन	1	क्या आपने कसी जानवर को तंग होने से बचाया है ? चर्चा करो।	ब्लॉक (जानवरों के)
पाठ - 17 नन्हीं च ड़या (भाषा माधुरी)	1	क वता का सस्वर गायन करवाया जाएगा	पाठ्य पुस्तक
पृष्ठ - 55 से 57 (भाषा अभ्यास)	2	पृष्ठ 56 का चित्र दिखाकर बच्चों को बोलने लखने के लिए प्रेरित किया जाएगा □	ग्रीन बोर्ड, झाड़न, ख ड़या
पाठ - 18 अच्छी परी (भाषा माधुरी)	2	यदि आपको जादू का फूल मल जाए तो आप उससे क्या-क्या माँगोगे ? बातचीत कीजिए □	ग्रीन बोर्ड, पाठ्य पुस्तक
पृष्ठ - 58 से 60 (भाषा अभ्यास)	1	पृष्ठ 60 का चित्र दिखाया जाएगा और बच्चों को बोलने व लखने के लिए प्रेरित किया जाएगा □	पाठ्य पुस्तक, ग्रीन बोर्ड

फरवरी

पाठ का नाम / वषय	कालांश	गति व धयाँ	सहायक सामग्री / तकनीक
पाठ - 19 गुब्बारे वाला (भाषा माधुरी)	1	क वता का सस्वर गायन करवायाजाएगा	पाठ्य पुस्तक
पृष्ठ - 61 से 62 (भाषा अभ्यास)	1	पृष्ठ 62 पर अखबार पत्रिका में से क वता लखवाई जाएगी □	ग्रीन बोर्ड, झाइन, ख डया
पाठ - 20 योगशाला (भाषा माधुरी)(केवल पठन)	1	क्या आप योगा करते हो? योग से होने वाले तीन लाभ बताइए।	ब्लॉक / चार्ट(जानवरों का)
पृष्ठ - 63 से 66 (भाषा अभ्यास)	2	पृष्ठ 66 पर कछुए की कहानी का दृश्य दिखा कर पूरा करवाया जाएगा।	ग्रीन बोर्ड, झाइन ख डया
व्याकरण -मेरा स्कूल(पाँच पंक्तियाँ), लंग बदलो (10), वपरीत शब्द (10) दिनों के नाम,फलों के नाम (7)	5		चार्ट/ फ्लैशकार्ड/ ब्लॉक
क्रयात्मक कार्य - वाक्य बनाओ, श्रुतलेख	2	-	-

मार्च :मूल्यांकन -3

Mathematics

JANUARY

Lesson No./Topics	No. of Days	Activities	Teaching Aids
Unit – 9 More on Addition Page No. 88 to 92(only for understanding. Sums will be taken on notebook only)	4	Draw the abacus on board and tell them how to add on abacus.	Abacus
Unit – 10 Capacity Page No. 93,94	2	Different containers and real things can be used {Curriculum Guidelines Page No. 26}	Container, Real Utensils, E-Smart Board

Unit – 11 More on Subtraction Page No. 95 to 99	5	(i) Use of number line (ii) By abacus	Concrete Objects, Number Bingo
Tables – 8,9	3	Drill	Chart/Audio Or Video Of Tables
Notebook Topics 1. Sums of addition 2. Sums of Subtraction 3. Mental Maths 4. What comes before, after and between? 5. Put the correct sign >, <, =	6	(i) Quick Calculations	Number Cards, Abacus

FEBRUARY

Lesson No./Topics	No. of Days	Activities	Teaching Aids
Unit – 12 Time Page No. 100 to 105	5	(i) To show calendar. (ii) To show clock.	Calendar, clock, hour glass, E- smart board
Unit – 13 Money Page No. 106 to 114	7	(i) To show coins and currency notes. (ii) Money change	Coins, currency notes
Tables – 2 to 10	3	Drill	Chart/audio or video of tables
Notebook Topics 1. Sums of addition & subtraction 2. Mental Maths 3. Fill ups of time 4. Count the money	6	(i) Provide them calendar and ask date and day. (ii) Provide them clock and ask different time on clock.	Number cards, Coins, currency notes

MARCH - Assessment -3

EVS
JANUARY

Lesson No./Topics	No. of Days	Activities	Teaching Aids
10. Know Your Surroundings	6	By showing pictures or draw on board, ask the students to identify that particular natural feature like river, desert, forest etc.	Chart/Flash Card, E-Smart Board

11. Plants (Trees name, Things we get from plants)	6	(i) Show them plant and explain its parts (ii) Nature Walk (iii) Draw a tree & its parts Project:- Paste different types of leaves in scrap file	Real Plant/Block, E-Smart Board
12. The Animals Kingdom (Birds name, wild and domestic animals name)	5	(i) Display pictures of different animals and birds and let them recognize. (ii) Find the name of seven birds from the given crossword (from book) Project:- Paste pictures of birds, wild and domestic animals in scrap file.	Chart/ Blocks, E-Smart Board
Art Integration Activity	3	Nature Walk	

FEBRUARY

Lesson No./Topics	No. of Days	Activities	Teaching Aids
13. Water (Sources of water)	5	(i) Explain to the students how clouds are formed? (ii) Water, water everywhere (e.wiz) Discussion Topic:- Speak five lines on water	Chart, E-Smart Board
14. Important Places (only for Discussion)	5	Show them different places like school, temple, hospital etc and explain about it .	Chart, E-Smart Board
15. Let Us Meet Them (Different types of Helper's Name)	5	Students will play the role of different helpers {Curriculum Guidelines Page No. 34} (ii) Think it through (e.wiz) Discussion Topic:- Discuss about different types of helpers Project:- Paste pictures of different helpers.	Chart/Flash Cards
Project:-	Paste pictures of different helpers.		
Art integration Activity	Role Play on Different Helpers.		

MARCH**Assessment -3**

ਪੰਜਾਬੀ

ਜਨਵਰੀ

ਪੜ੍ਹਨ ਕਲਾ :- ਸ਼ਬਦ ਲਹਿਰ – ਪੰਨਾ 30 ਤੋਂ 35

ਲਿਖਣ ਕਲਾ :- 1. ਓ ਤੋਂ ਤੜ

2. ਦੇ , ਤਿੰਨ, ਚਾਰ ਅੱਖਰੀ ਸ਼ਬਦਾਂ ਦਾ ਜੋੜ

3. ਦੇ ਅੱਖਰੀ ਸ਼ਬਦ

4. ਖਾਲੀ ਥਾਂਵਾਂ ਭਰੋ

5. ਚਿੱਤਰ ਦੇਖ ਕੇ ਨਾਂ ਲਿਖੋ

6. ਬੋਲ ਲਿਖਤ

7. ਚਿੱਤਰ ਦੇਖ ਕੇ ਸਹੀ ਸ਼ਬਦ ਤੇ ਘੇਰਾ ਲਗਾਓ

8. ਸਹੀ ਅੱਖਰ ਭਰ ਕੇ ਸਹੀ ਸ਼ਬਦ ਬਣਾਓ

9. ਵਾਕ ਬਣਾਓ

10. ਸੁਲੇਖ

11. ਮਿਲਾਨ ਕਰੋ

ਬੋਲਣ ਕਲਾ :- ਸਬਜੀਆਂ ਦੇ ਨਾਂ

ਸੁਣਨ ਕਲਾ :- ਕਹਾਣੀ ‘ਪਿਆਸਾ ਕਾਂ’ ਸੁਣ ਕੇ ਪ੍ਰਸ਼ਨ ਪੁੱਛੇ ਜਾਣਗੇ |

ਵਿਧੀਆਂ	ਸਹਾਇਕ ਸਮਗਰੀ	ਗਤੀਵਿਧੀਆਂ	ਮੁਲਾਂਕਣ ਵਿਧੀ
1. ਉਚਾਰਨ ਵਿਧੀ	1. ਫਲੈਸ਼ ਕਾਰਡ	Sentence Building Game from Curriculum Guidelines Page No. 16	1. ਲਿਖਤੀ ਅਭਿਆਸ
2. ਅਨੁਕਰਨ ਵਿਧੀ	2. ਵੀਡੀਓ		2. ਮੌਖਿਕ ਅਭਿਆਸ
3. ਦੇਖੇ ਤੇ ਬੋਲੋ ਵਿਧੀ	3. ਚਾਰਟ		3. ਵਰਕਸ਼ੀਟ ਅਭਿਆਸ
4. ਵਿਚਾਰ ਵਟਾਂਦਰਾ ਵਿਧੀ	4. ਤਸਵੀਰਾਂ		4. ਪੜ੍ਹਨ ਕਲਾ
5. ਚਿੱਤਰ ਪਛਾਣ ਵਿਧੀ			

ਫਰਵਰੀ

ਪੜ੍ਹਨ ਕਲਾ :- ਸ਼ਬਦ ਲਹਿਰ – ਪੰਨਾ 36 ਤੋਂ 40

ਲਿਖਣ ਕਲਾ :-1.ਦੇ , ਤਿੰਨ, ਚਾਰ ਅੱਖਰੀ ਸ਼ਬਦਾਂ ਦਾ ਜੋੜ

2.ਦੇ , ਤਿੰਨ, ਚਾਰ ਅੱਖਰੀ ਸ਼ਬਦ

3. ਖਾਲੀ ਥਾਂਵਾਂ ਭਰੋ

4. ਚਿੱਤਰ ਦੇਖ ਕੇ ਨਾਂ ਲਿਖੋ

5. ਬੋਲ ਲਿਖਤ

6. ਚਿੱਤਰ ਦੇਖ ਕੇ ਸਹੀ ਸ਼ਬਦ ਤੇ ਘੇਰਾ ਲਗਾਓ

7. ਸਹੀ ਅੱਖਰ ਭਰ ਕੇ ਸਹੀ ਸ਼ਬਦ ਬਣਾਓ

8. ਵਾਕ ਬਣਾਓ

9. ਸੁਲੇਖ

10. ਮਿਲਾਨ ਕਰੋ

ਬੋਲਣ ਕਲਾ :- ਕਵਿਤਾ – ਗਿਣਤੀ ਦਾ ਗੀਤ

ਸੁਣਨ ਕਲਾ :- ਕਹਾਣੀ ‘ਲਾਲਚੀ ਕੁੱਤਾ’ ਸੁਣ ਕੇ ਪ੍ਰਸ਼ਨ ਪੁੱਛੇ ਜਾਣਗੇ |

ਕਿਰਿਆਤਮਕ ਕੰਮ :-ਭੁਲਾਵੇਂ ਸ਼ਬਦ ਅਤੇ ਵਾਕ

ਮਾਰਚ : ਮੁਲਾਂਕਣ - 3

ਕਵਿਤਾ : ਗਿਣਤੀ ਦਾ ਗੀਤ

ਆਓ ਮਿਲ ਕੇ ਸਿਖੀਏ ਗਿਣਤੀ
ਪਰ ਸਾਡੀ ਹੈ ਇਹ ਇੱਕ ਬਿਨਤੀ |
ਭੁੱਲੀਏ ਜੇਕਰ ਤਾਂ ਯਾਦ ਕਰਵਾਉਣਾ
ਲਿਖ ਲਿਖ ਕੇ ਸਾਨੂੰ ਸਿਖਾਉਣਾ |
ਇੱਕ ਤੋਂ ਬਾਅਦ ਆਵੇ ਦੇ ,
ਚੰਗੇ ਬੱਚੇ ਬਣ ਕੇ ਰਹੋ |
ਦੋ ਤੋਂ ਬਾਅਦ ਆਵੇ ਤਿੰਨ ,
ਚੰਗੀ ਤਰਾਂ ਤੂੰ ਮਣਕੇ ਗਿਣ |
ਚਾਰ , ਪੰਜ, ਛੇ ਅਤੇ ਸੱਤ ,
ਕਦੇ ਨਾ ਲਵੇ ਭੈੜੀ ਮੱਤ |
ਅੱਠ, ਨੌਂ ਅਤੇ ਆਇਆ ਦਸ ,
ਹੁਣ ਮੈਡਮ ਜੀ, ਕਰ ਦਿਓ ਬਸ |

ਵਿਧੀਆਂ	ਸਹਾਇਕ ਸਮਗਰੀ	ਗਤੀਵਿਧੀਆਂ	ਮੁਲਾਂਕਣ ਵਿਧੀ
1. ਉਚਾਰਨ ਵਿਧੀ	1. ਫਲੈਸ਼ ਕਾਰਡ	Look and Say from Curriculum Guidelines Page No. 14	1. ਲਿਖਤੀ ਅਭਿਆਸ
2. ਅਨੁਕਰਨ ਵਿਧੀ	2. ਵੀਡੀਓ		2. ਮੌਖਿਕ ਅਭਿਆਸ
3. ਦੇਖੇ ਤੇ ਬੋਲੇ ਵਿਧੀ	3. ਚਾਰਟ		3. ਵਰਕਸ਼ੀਟ ਅਭਿਆਸ
4. ਵਿਚਾਰ ਵਟਾਂਦਰਾ ਵਿਧੀ	4. ਤਸਵੀਰਾਂ		4. ਪੜ੍ਹਨ ਕਲਾ
5. ਚਿੱਤਰ ਪਛਾਣ ਵਿਧੀ			

Computer

JANUARY

Question Answers for Viva :

- Q-1 Which tool is used to draw a straight line?
 Q-2 Which tool is used to erase a drawing?
 Q-3 Which tool is used to draw the shapes?
 Q-4 Name any two output devices.

- Ans- Line tool
 Ans- Eraser tool
 Ans- Shape tool
 Ans- Monitor, Printer

Lab Activity:-

1. Draw different shapes and paint them.

FEBRUARY

Question answers for viva :

- Q-5 How do we switch on a computer?
 Q-6 When the computer isn't busy what will it show?
 Q-7 What should we avoid to switch off a computer?
 Q-8 How do we switch off a computer?

- Ans- Step (i) Switch on the UPS
 Step (ii) Switch on the CPU
 Ans. Screen Saver
 Ans. Never switch off the computer directly.
 Ans. Step (i) Click on the start menu.
 Step (ii) Click on the shut down button.
 Step (iii) Switch off the UPS

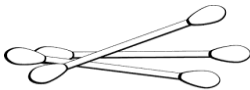
Lab Activity :-

1. Draw different shapes and paint them.

MARCH : Assessment -3

Drawing

JANUARY

Step by Step Book	Drawing File Objects	No. of periods	Activity
Pages - 30 to 35	A cartoon	8	 <p>Bud impression on drawing file</p>

FEBRUARY

Step by Step Book	Drawing File Objects	No. of periods	Activity
Pages - 36 to 40	A hut and A book	8	-

MARCH - Assessment -3

General Knowledge
JANUARY

Topic	No. of Periods	Activities	Teaching Aids/ Technology
Conversation Question/ Answer (1 to 7)	4	-	-
Curriculum Guidelines Page 16	2	Read & draw	
Speaking Topic- My School	4	-	-
Scrap File- Paste pictures of Means of Transport, Safety Rules	2	-	-
Listening Skill	1	Story telling	E- smart Board

FEBRUARY

Topic	No. of Periods	Activities	Teaching Aids/ Technology
Conversation Question/ Answer (8 to 15)	4	-	-
Curriculum Guidelines Page 8	2	Be Quick	-
Speaking Topic- My Country	4	-	-
Scrap File- Paste pictures of Living & Non Living Things	2	Explanation Method	-

MARCH - Assessment -3

My School

1. I study in DAV Public School.
2. It is in Samana.
3. It has sixty rooms.
4. It has two computer labs.
5. It has a big library.
6. It has a beautiful garden.
7. It has a stadium.
8. It has a gym .
9. I love my school very much.

My Country

1. India is my country.
2. It has 28 states & 8 union territories.
3. New Delhi is the capital of India.
4. Its national language is Hindi.
5. My country is rich in culture & heritage.
6. It has many beautiful places to see.
7. I love and respect my country.
8. I am proud to be an Indian.

Conversation Questions

January & February

- | | |
|---|----------------------------------|
| 1. Where do we play? | In park / In ground |
| 2. How should we cross the road? | At Zebra Crossing |
| 3. Who is the head of the church? | Father / The Priest |
| 4. Name the month with least number of days. | February |
| 5. Which is the first month of the year? | January |
| 6. When is Christmas celebrated? | On 25 th December |
| 7. Name any two living things. | Birds, Animals, Human Being etc. |
| 8. Name any two non-living things. | Pencil, Book etc. |
| 9. When do you celebrate your birthday? | ----- |
| 10. Which is the last month of the year? | December |
| 11. Name any two air transports. | Helicopter, Aeroplane |
| 12. Name any two water transports. | Ship, Boat |
| 13. Name any two road transports. | Car, Bus |
| 14. Who is the founder of Arya Samaj? | Swami Dayanand Saraswati Ji |
| 15. Which means of transport is used for long distance? | Train |

नैतिक शिक्षा

जनवरी

पाठ का नाम / वषय	कालांश	गति व धर्याँ	सहायक सामग्री
पाठ-9 प्यारी चपरी	2	बड़ों की आज्ञा का पालन करने की सीख दी जाएगी, कहानी सुनाना	पाठ्य पुस्तक
पाठ-10 यह भी तो है	2	लालच न करने की सीख दी जाएगी, कहानी सुनाना	पाठ्य पुस्तक
पाठ-11 केतकी का आलस	2	आलस के नुकसान बताएं जायेंगे	पाठ्य पुस्तक

आर्य समाज के नियम (7,8)	3	-	पाठ्य पुस्तक
शष्ठाचार के नियम	1	-	पाठ्य पुस्तक
प्रश्न/ उत्तर	2	-	पाठ्य पुस्तक
गणतंत्र दिवस आर्य समाज के महान व्यक्तियों के बारे में जानकारी दी जाएगी	4	सुभाष चंद्र बोस स्वामी दयानंद महात्मा गांधी जी की जीवनी के बारे में अवगत करवाया जाएगा	-
फरवरी			
पाठ का नाम / वषय	कालांश	गाति व धयाँ	सहायक सामग्री
पाठ- 12 मदर टेरेसा	2	मदर टेरेसा के बारे में बताया जायेगा	पाठ्य पुस्तक
पाठ-13 नन्हीं कशोरी	2	दूसरों की सहायता की सीख दी जाएगी	पाठ्य पुस्तक
आर्य समाज के नियम (9,10)	2	-	पाठ्य पुस्तक
डी ए वी गान(पहली 10 पंक्तियाँ)	3	सस्वर गायन करवाया जायेगा	पाठ्य पुस्तक
होली बलिदान दिवस की जानकारी दी जाएगी	2	होली के त्योहार का महत्व और भगत सिंह के बलिदान के बारे में जानकारी दी जाएगी	-
मार्च : मूल्यांकन - 3			

शष्ठाचार के नियम

- हमें हाथ जोड़कर माता - पता व बड़ों को नमस्कार करना चाहिए।
- हमें कसी के बारे में गलत नहीं बोलना चाहिए □।
- सदैव मीठा बोल बोलना चाहिए □।
- जब बड़े बात कर रहे हों तो बीच में नहीं बोलना चाहिए□।
- खाना खाने से पहले व बाद में हाथ धोने चाहिए □।
- खाना खाते समय बात नहीं करनी चाहिए □।
- हमें आपस में मलजुल कर रहना चाहिए । □
- भगवान को याद करना चाहिए ।

ॐ असतोमासद्गमय
तमसोमाजयोतिर्गमय
मृत्योर्माअमृतंगमय
ॐ शान्तिः शान्तिः शान्ति

ॐ गुरु ब्रह्मा गुरु विष्णु
गुरु देवो महेश्वरः
गुरु साक्षात् परब्रह्म तस्मै
श्री गुरुवे नमः

प्रथम सत्र प्रश्न / उत्तर

प्रश्न-1 हमें कस का भजन करना चाहिए ?

उत्तर- भगवान का

प्रश्न-2 सफलता का क्या मंत्र है ?

उत्तर-सदा सहायता करना , सदा सच कहना, सदा प्यार करना, सदा उदार करना।

प्रश्न-3 जब हम कसी से मलते हैं तो क्या करना चाहिए ?

उत्तर- नमस्कार करना चाहिए।

प्रश्न-4 गलती होने पर हमें कौन सा शब्द उपयोग करना चाहिए ?

उत्तर- माफ़ कीजिए।

प्रश्न-5 जब कोई हम पर उपकार करता है तो हमें कौन-सा शब्द उपयोग करना चाहिए ?

उत्तर-धन्यवाद।

प्रश्न-6 कौन से तीन जादुई शब्दों का प्रयोग करने की आदत डालनी चाहिए

उत्तर- नमस्कार माफ़ कीजिए , धन्यवाद ।

प्रश्न-7 हमें सुबह कब उठना चाहिए ?

उत्तर-सूर्य उदय के साथ

प्रश्न-8 हमें कब 'सोना चाहिए ?

उत्तर- सूर्य अस्त होने के साथ/जल्दी सोना चाहिए।

प्रश्न-9 क्या हमें रात को देर तक टीवी देखना चाहिए ?

उत्तर- नहीं

प्रश्न-10 छुट्टी वाले दिन आप क्या-क्या करते हो ?

उत्तर-खेलते हैं और मस्ती करते हैं □

दूसरा सत्र प्रश्न / उत्तर

प्रश्न- 1 चोरी करना अच्छी आदत है या बुरी?

उत्तर- बुरी आदत □

प्रश्न-2 अगर हम दूसरे की वस्तु बिना पूछे लेते तो उसे क्या कहते हैं ?

उत्तर- चोरी ।

प्रश्न-3 हमें अपने दिन की शुरुआत कैसे करना चाहिए ?

उत्तर - प्रार्थना से।

प्रश्न-4 हमें प्रार्थना कैसे करनी चाहिए ?

उत्तर- शांत मन से/हाथ जोड़ कर ।

प्रश्न-5 हमें अपना कार्य कैसे करना चाहिए ?

उत्तर- धैर्य से।

प्रश्न- 6 स्वामी दयानंद जी के गुरु कौन थे ?

उत्तर- स्वामी वरजानंद ।

प्रश्न-7 गुरु कैसे कसे कहते हैं ?

उत्तर-जो ज्ञान दें ।

प्रश्न- 8 जब हमें डर लगता है तो हमें कसका उच्चारण करना चाहिए ?

उत्तर- ओ३म् का ।

प्रश्न-9 ओ३म् का शब्द में कतने अक्षर हैं ?

उत्तर- तीन ।

प्रश्न-10 हमें अपना जीवन कैसे जीना चाहिए ?

उत्तर- मल-जुलकर, प्यार से और मेहनत करके।

तीसरा सत्र प्रश्न / उत्तर

प्रश्न-1 हमें कस की आज्ञा का पालन करना चाहिए ?

उत्तर- बड़ों की।

प्रश्न-2 वद्यालय में कस की आज्ञा का करना चाहिए?

उत्तर- अध्यापको की आज्ञा का।

प्रश्न-3 हमें अपने दाँतों की सफ़ाई कस से करनी चाहिए ?

उत्तर- ब्रश से ।

प्रश्न-4 क्या आप कसी चीज के लए अपने भाई बहन से लड़ते हो ?

उत्तर - _____

प्रश्न-5 हमें खाना खाने से पहले क्या करना चाहिए ?

उत्तर- हाथ धोने चाहिए।

प्रश्न-6 खाना खाने के बाद क्या करना चाहिए ?

उत्तर- कुल्ला।

प्रश्न-7 मदर टेरेसा का क्या नाम था?

उत्तर – एग्नेस□

प्रश्न-8 मदर टेरेसा को पहले कस नाम से पुकारा जाता था।

उत्तर – सस्टर टेरेसा ।

प्रश्न-9 मदर टेरेसा ने मशनरीज़ ऑफ़ चैरिटी की

शुरुआत कसके लए की ?

उत्तर- भूखे, बेघर और अनाथ बच्चों की सहायता करने के लए।

प्रश्न-10 आपको दूसरों की सहायता कर के कैसा लगता है ?

उत्तर- बहुत अच्छा □

Music & Dance

JANUARY and FEBRUARY

Topic	No. of days	Tools and Techniques	Teaching Aids
Children Dance – Hindi	6	Demonstration with steps	With sound system
Children Song (लकड़ी की काठी -----)	6	Demonstration with musical instruments	From Study Plan with Lyrics

MARCH : Assessment -3

Health & Physical Education

JANUARY			
Topic	No. of Periods	Activities	Teaching Aids
Game - Lion and Goat	1	Practical in Ground	Body Movements
Race- Chain Race	1	Practical in Ground	Body Movements
Ball Handling	1	Practical in Ground	Body Movements
Indoor Game - Carrom Board	1	In classroom	Carrom Board
Asana- Vajrasana	1	Practical in Ground Demonstration and Practice	Body Movements

FEBRUARY

Topic	No. of Periods	Activities	Teaching Aids
Race – One Leg Race	1	Practical in Ground	Body Movements
Indoor Game - Carrom Board	1	In classroom	Carrom Board
Ball Catching	1	Practical in Ground	Body Movements
Game – Dodge Ball	1	Practical in Ground	Body Movements
Asana- Bhujang asana	1	Practical in Ground Demonstration and Practice	Body Movements

MARCH - Assessment -3

Blue Print (ORAL / PRACTICAL)

Languages: English, Hindi ,Punjabi(20)

i) Reading Skill	5
ii) Writing Skill	5
iii) Speaking Skill	5
iv) Listening Skill	5

Science/EVS (15)

i) Environmental Sensitivity	5
ii) Activity/ Project	5
iii) Group Discussion	5

Computer(20)

(a) Practical	(5)
i) Questioning from Study Plan	(10)
ii) Condition of Diary, Uniform , Discipline	(1+2+2)

Physical Education (25)

(i) Team Spirit (5)	(iv) Self Discipline (5)
(ii) Flexibility (5)	(v) Determination (5)
(iii) Confidence (5)	

Mathematics (20)

i) Concept	5
ii) Activity	5
iii) Tables	5
iv) Mental Ability	5

General Knowledge (20)

i) Conversation(Ques/ Ans)	(5)
ii) Speaking Skill (Topic)	(5)
iii) Condition of Scrap Book	(5)
iv) Topics from Scrap Book (Recognition)	(5)

नैतिक शिक्षा (प्रथम सत्र) अंक (20)

गायत्री मंत्र	(5)
आर्य समाज के नियम (कोई 1)	(5)
डीएवी गान (चार पं कतयां)	(5)
प्रश्न/ उत्तर (कोई 5)	(5)

Performing Arts

1. Music	2. Dance
i) Interest	i) Interest
ii) Rhythm	ii) Expression
iii) Melody	iii) Body Movement

नैतिक शिक्षा (दूसरा और तीसरा सत्र) अंक (20)

आर्य समाज के नियम (कोई 1)	(5)
डीएवी गान (आठ पं कतयां)	(5)
प्रश्न/ उत्तर (कोई 5)	(5)
शष्टाचार के नियम (कोई 5)	(5)

Test Schedule	
<u>Day</u>	<u>Subjects</u>
MONDAY	English
TUESDAY	Mathematics
WEDNESDAY	Punjabi
THURSDAY	Hindi
FRIDAY	Science
SATURDAY	Reading & Co-Scholastic

Calendar Activities (Session : 2023-24)	
<u>Months</u>	<u>Activities</u>
May	Mother's Day(Card Decoration)
July	Handwriting Contest
August	Independence Day Celebration
October	Poem Recitation
November	Sports Day
January	Reading Contest



ओ३म्
DAV PUBLIC SCHOOL SAMANA
(SENIOR SECONDARY)
CBSE AFFILIATED-1630571



NEAR CHAK AMRITSARIA PATRAN ROAD, SAMANA - 147101, DIST. PATIALA (PB)

List of Activities under Ek Bharat Shreshta Bharat

Sr.No	Description of Activity	Month/Day/ Location	Learning Outcome
1	Exposure of students to the alphabets, songs, proverb and 100 sentences in the languages of the partnering State/UT.	Academic Year/ Every Week / school premises	It will develop the linguistic capacity of the students.
2	Essay Competition among students in the language of the partnering State/UT	Academic Year	It will develop multi-linguistic skills in students.
3	Drama/Role Play on culture, history, the tradition of partnering State/UT.	Academic Year/school premises	The students will be able to learn the culture of the partnering State/UT.
4	Identification/translation and dissemination of similar proverbs in the language of partnering State/UT.	Academic Year	The students will be able to learn the language and culture of the Partnering state/UT.
5	“Themed Display Board/Wall magazine” on the partnering state. (Historical Monuments, Dressing Style, painting, handicrafts, alphabet and basic sentences of the partnering State/UTs).	Round the Year/ school premises	The pictorial representation will help them in learning and Understanding about partnering States/UTs.
6	Pledge on Swachhta/ Single-use plastic/water saving/ National Unity in	At least two times every month/ Schools’ premises	The students will have exposure to partnering state language.Enhance

	the language of partnering states/UTs	during morning assembly.	social responsibility among students.
7	“Questions/ Answer session” (Quiz) on partnering States/UTs. (Know Your Partner States/UTs)	Once in a month/ Morning Assembly.	It will help students to remember the important facts about partnering States/UTs.
8	“State Day Celebration” of partner State/UT	On State Day/ School Premises	It will develop a sense of unity among the students of both the States/UTs.

Principal Mohan Lal Sharma



DAV PUBLIC SCHOOL SAMANA (SENIOR SECONDARY)



CBSE AFFILIATED-1630571

NEAR CHAK AMRITSARIA PATRAN ROAD, SAMANA - 147101, DIST. PATIALA (PB)

ECO CLUB

An Eco-Club is a group of school teachers & students interested in environmental issues and willing to make significant contribution to society.

OBJECTIVES:

- To make children understand environment and environmental problems.
- To provide environmental education opportunities for school children.
- To utilize the unique position of school children as conduits for awareness of the society at large.
- To facilitate children's participation in decision making in areas related to environment & development.
- To bring children into direct contact with the environmental problems being faced by society they live in and make them think of solutions.
- To involve children in action based programmes related to environment in their surroundings.
- To aware students with various ways to conserve water.
- To motivate students to conserve and collect Rain water.

Activities for ECO CLUB:

S. No Activity name

1. Earth Day Celebration- Speech in Assembly
&
Kachhra Samadhan Mahotsav
2. Say No to Plastic Tiffin and ALUMINIUM foil
3. Visit to sewage waste management plant
&
Conservation of water plant
4. Tree Plantation Drive. (Vanmahotsav celebration)
5. Say no to Plastic Bags
Introduction of Eco friendly bags
6. Cleaning of various labs of school.

7. Motivate students to conserve water by engaging them in various activities
8. Constitute a School Water Management Committee
9. Students can be made to visit a water treatment plant in the area to witness water processing and other places where conservation practices are being adopted.
10. Sharam Daan for Cleanliness of school Garden.
11. Let's talk about fuel and electricity importance and management.
12. Rally -Say no to Crackers
13. Waste Management -
 - Measures for minimization of waste
 - Increasing value by reducing, reusing and recycling as much as possible.
 - Paper recycling and paper Mache artwork from waste paper
 - Segregation of waste and Composting
14. Nature Walk and Nature Watch

Eco-Club Committee

Principal Mohan Lal Sharma



ओ३म्
DAV PUBLIC SCHOOL SAMANA
(SENIOR SECONDARY)
CBSE AFFILIATED-1630571



MEDICAL PLANNER FOR CLASSES
LKG to 3rd (JUNIOR)
SESSION: 2023-2024

MONTH	TOPICS
APRIL	Happy & Healthy Buddies.
MAY	Injury & Violence
JUNE	Make your brushing Chart (Homework)
JULY	Over Weight & Obesity (Check Your Plate)
AUGUST	“Environment & Health”
SEPTEMBER	Child Fears
OCTOBER	Healthy Tiffin Competition
NOVEMBER	Noise Pollution
DECEMBER	Fitness Matters, Wellness Works
JANUARY	Learning Style.
FEBRUARY	Child Safety & Protection
MARCH	Know your Body Parts (Doll Bath Activity)

School Medical Officer

Principal Mohan Lal Sharma

Important Days (Awareness)**Session 2023-24****APRIL**

<u>S.No</u>	<u>Date</u>	<u>Day</u>		<u>Celebration</u>
1.	4th April 2023	Tuesday	Mahavir Jayanti	Awareness
2.	6th April,2023	Thursday	Hanuman Jayanti	Awareness
3.	7th April,2023	Friday	World Health Day/ Good Friday	Awareness
4.	10th April,2023	Monday	Arya Samaj Sathapana Diwas,	HawanYajna , Speech By House
5.	13th April,2023	Thursday	Jallianwala Bagh Massacre	Awareness
6.	14th April,2023	Friday	Baisakhi /Dr. B.R. Ambedkar Jayanti	Awareness
7.	18th April,2023	Tuesday	World Heritage Day	Awareness By Social Science Faculty
8.	19th April,2023	Wednesday	Mahatma Hans Raj Jayanti	Tribute By Running House
9.	21st April 2023	Friday	National Civil Service Day (India)	Awareness
10.	22nd April,2023	Saturday	World Earth Day/ Eid Ul Fitre	Awareness
11.	23rd April,2023	Sunday	World Book Day/ English language day	Awareness
12.	25th April,2023	Tuesday	World Malaria Day	Awareness

13.	29 th April,2023	Saturday	International Dance Day	Awareness
<u>MAY</u>				
<u>S.No</u>	<u>Date</u>	<u>Day</u>		<u>Celebration</u>
1.	1 st May,2023	Monday	International Labour Day	Activity of Grade-D By House +Classes 11 th & 12 th
2.	2 nd May,2023	Tuesday	World Asthma day	Awareness
3.	3 rd May,2023	Wednesday	World Press Freedom Day	Awareness
4.	5 th May 2023	Friday	Budh Purnima	Speech
5.	7 th May,2023	Sunday	World Athletics Day, World Laughter Day	Awareness
6.	8 th May,2023	Monday	World Red Cross Day	Speech By House
7.	9 th May 2023	Tuesday	Rabindra Nath Tagore Jayanti	Awareness
8.	11 th May,2023	Thursday	National Technology Day	Awareness
9.	14 th May,2023	Sunday	Mothers day	Awareness
10.	21 st May,2023	Sunday	National Anti Terrorism Day	Awareness
11.	22 nd May,2023	Monday	International Biodiversity Day	Awareness (class 11 th Biology)
12.	31 st May,2023	Wednesday	World No Tobacco Day/Anti Tobacco Day	Speech By House+ Poster Making by Class 10 th & 11 th

JUNE

<u>S.No</u>	<u>Date</u>	<u>Day</u>		<u>Celebration</u>
1.	1 st June,2023	Thursday	DAV Foundation Day-(HawanYajna) / Global Day of Parents	Hawan
2.	4 th June, 2023	Sunday	Sant Kabir Jayanti	Awareness
3.	5 th June,2023	Monday	World Environment Day	Speech
4.	7 th June,2023	Wednesday	World Food Safety Day	Awareness
5.	12 th June,2023	Monday	Anti Child Labour Day	Awareness
6.	14 th June,2023	Wednesday	World Blood Donor Day	Awareness
7.	16 th June,2023	Friday	Martyrdom day of Shru Guru Arjan Dev ji	Awareness
8.	18 th June,2023	Sunday	Father's Day	Speech
9.	21 st June,2023	Wednesday	International Yoga Day World Music Day	(Celebration by NCC Cadets) Celebration by Music Department
10.	23 rd June,2023	Sunday	Global Day of Parents	Awareness
11.	26 th June,2023	Monday	International Anti drug day	Awareness
12.	29 th June,2023	Thursday	Bakrid	Awareness

JULY

<u>S.No</u>	<u>Date</u>	<u>Day</u>		<u>Celebration</u>
1.	1 st July,2023	Saturday	National Doctor's Day	Awareness
1	11 th July,2023	Tuesday	World Population Day	Awareness
2	15 th July,2023	Saturday	World Youth Skill Day	Awareness
3	26 th July,2023	Wednesday	Kargil Vijay Diwas / International day of conservation of the mangrove ecosystem	Awareness
4	28 th July,2023	Friday	World Hepatitis Day	Awareness
5	31 st July,2023	Monday	Martyrdom Day Of Saheed Udham Singh Ji (Tribute by Running House)	Awareness

AUGUST

<u>Sr.No</u>	<u>Date</u>	<u>Day</u>		<u>Celebration</u>
1	12 th August ,2023	Saturday	World Youth Day	Awareness
2.	15 th August ,2023	Tuesday	Indepedence Day	Celebration
3	19 th August ,2023	Saturday	World Photography day	Awareness +Speech
4	20 th August ,2023	Sunday	National Sadhbhavna Diwas	Awareness
5	21 th August ,2023	Monday	World Senior Citizen Day	Awareness
6	26 th August ,2023	Saturday	Women Equality Day	Awareness

7	29 th August, 2023	Tuesday	National Sports Day	Awareness
8	30 th August, 2023	Wednesday	Raksha Bandhan (Rakhi)	Celebration
9.	31 st August, 2023	Thursday	Sanskrit Diwas	Awareness

SEPTEMBER

<u>S.No</u>	<u>Date</u>	<u>Day</u>	<u>Day</u>	<u>Celebration</u>
1	5 th Sep, 2023	Tuesday	Teachers Day (Guru Utsav)	Celebration By Running House
2	6 th Sep, 2023	Wednesday	Janamashtmi	Celebration By Running House
3	8 th Sep, 2023	Friday	International Literacy day	Awareness +Speech
4	14 th Sep, 2023	Thursday	Hindi Diwas	Speech and Celebration by Hindi Department
5	15 th Sep, 2023	Friday	International Democracy Day / Engineer's day	Awareness
6	16 th Sep, 2023	Saturday	World Ozone Preservation Day	Awareness
7	21 th Sep, 2023	Thursday	International Peace Day	Awareness
8	27 th Sep, 2023	Wednesday	World Tourism Day	Awareness
9	29 th Sep, 2023	Friday	World Heart Day	Awareness

OCTOBER

<u>S.No</u>	<u>Date</u>	<u>Day</u>		<u>Celebration</u>
1.	2 nd Oct,2023	Monday	Mahatama Gandhi Jayanti & Non Violence Day/Lal Bahadur Jayanti	Tribute by Houses
2.	4 th Oct,2023	Wednesday	World Animal Welfare Day	Awareness
3.	8 th Oct,2023	Sunday	Indian Air Force Day	Awareness
4.	10 th Oct, 2023	Tuesday	World Mental Health Day	Awareness
5.	11 th Oct,2023	Wednesday	International Girl Child Day / Prakash Purab of Shri Guru Ram Dass Ji	Awareness+ Speech
6.	15 th Oct,2023	Sunday	World Students Day	Awareness
7.	16 th Oct, 2023	Monday	World Food day & Janam Diwas of Banda Singh Bahadur ji	Awareness
8.	24 th Oct, 2023	Tuesday	Dussehra + United Nations Day	Awareness + Celebration by running house
9.	28 th Oct, 2023	Saturday	Maharishi Valmiki Jayanti	Speech
10.	31 st Oct, 2023	Tuesday	National Unity Day	Awareness

NOVEMBER

<u>S.No</u>	<u>Date</u>	<u>Day</u>		<u>Celebration</u>
1.	1 st Nov,2023	Wednesday	Punjab Diwas Karwa Chauth	Awareness + speech
2.	12 th Nov,2023	Sunday	Diwali	Awareness + speech

3.	13 th Nov,2023	Monday	Govardhan Pooja	Speech
4.	14 th Nov, 2023	Tuesday	Children Day	Speech
5.	15 th Nov, 2023	Wednesday	Bhai Dooj	Speech
6.	19 th Nov, 2023	Sunday	Chath Pooja	Awareness
7.	27 th Nov, 2023	Monday	Guru Nanak Dev Ji Jayanti	Celebration by Punjabi Department
8.	24 th Nov, 2023	Tuesday	Martydom Day of Shri Guru Tegh Bahadur Ji	Speech + Tribute

DECEMBER

<u>S.No</u>	<u>Date</u>	<u>Day</u>		<u>Celebration</u>
1.	1 st Dec,2023	Friday	World AIDS Day	Awareness
2.	2 nd Dec,2023	Saturday	• World Computer Literacy Day / National Pollution Control Day	Speech + Awareness
3.	4 th Dec,2023	Monday	Indian Navy Day	Awareness
4.	7 th Dec,2023	Thursday	Indian Armed Forces Flag Day	Awareness
5.	9 th Dec,2023	Saturday	International Anti- Corruption Day	Awareness
6.	10 th Dec,2023	Sunday	Human Rights Day	Awareness
7.	22 nd Dec,2023	Friday	National Mathematics Day	Celebration by Maths Department
8.	23 rd Dec,2023	Saturday	Swami Shradhanand Balidan Diwas	Tribute By Running House
9.	24 th Dec,2023	Sunday	National Consumer Day	Awareness

10	25 th Dec,2023	Monday	Christmas Day	Celebration by Pre-Primary
11	26 th to 28 th Dec,2023	Tuesday, Wednesday, Thursday	Shaheedi Jor Mela	Tribute by Running House

JANUARY

<u>S.No</u>	<u>Date</u>	<u>Day</u>	<u>Celebration</u>
1.	1 st Jan,2024	Monday	New Year (Hawan Yajna)
2.	12 th Jan,2024	Friday	National Youth Day Awareness
3.	14 th Jan,2024	Sunday	Lohri (Celebration by Senior Block + Running House)
4.	15 th Jan,2024	Monday	Makar Sankranti / Pongal Speech
5.	23 rd Jan,2024	Tuesday	Neta ji Subhash Chandra Bose Birth Anniversary Awareness
6.	25 th Jan,2024	Thursday	• National Voters Day • Indian Tourism Day Awareness
7.	26 th Jan,2024	Friday	Republic Day Celebration by Running House
8.	30 th Jan,2024	Tuesday	Mahatama Gandhi Martyrdom Day Tribute by Running House

FEBRUARY

<u>S.No</u>	<u>Date</u>	<u>Day</u>	<u>Celebration</u>
1.	4 th Feb,2024	Sunday	World Cancer Day Awareness
2.	20 th Feb,2024	Tuesday	World Day of Social Justice Awareness

3.	21 st Feb,2024	Wednesday	Matri Bhasha Divas	Celebration By Punjabi Department
4.	23 rd Feb,2024	Friday	World Peace & Understanding Day	Awareness
5.	24 th Feb,2024	Saturday	Guru Ravidas Jayanti	Speech
6.	28 th Feb,2024	Wednesday	National Science Day	Celebration By Science Department

MARCH

<u>S.No</u>	<u>Date</u>	<u>Day</u>	<u>Day</u>	<u>Celebration</u>
1.	3 rd March,2024	Sunday	World Wildlife Day	Awareness
2.	4 th March,2024	Monday	National Safety Day	Awareness
3.	5 th March,2024	Tuesday	Maharishi Dayanand Saraswati Jayanti	Celebration by running House
4.	8 th March,2024	Friday	Maha Shivratri/ International World Women's Day	Celebration/Speech Celebration By Running House
5.	15 th March,2024	Friday	World Consumer Rights Day	Awareness
6.	22 th March,2024	Friday	World Water Day	Awareness
7.	29 March,2024	Friday	Good Friday	Awareness

आर्य पर्व (2023-24)

क्रम संख्या	तिथि	दिन	पर्व
1.	10 अप्रैल 2023	सोमवार	आर्य समाज स्थापना दिवस / सत्र का शुभारम्भ हवन से
2.	19 अप्रैल 2023	बुधवार	महात्मा हंसराज जन्म दिवस
3.	26 अप्रैल 2023	बुधवार	पंडित गुरुदत्त वदयार्थी जन्म दिवस
4.	01 जून 2023	वीरवार	डी.ए.वी. स्थापना दिवस
5.	14 सितंबर 2023	वीरवार	गुरु वरजानंद पुण्यतिथि
6.	05 अक्टूबर 2023	वीरवार	स्वामी वरजानंद जयंती
7.	15 अक्टूबर 2023	रविवार	महात्मा आनंद स्वामी जन्म दिवस
8.	21 अक्टूबर 2023	शनिवार	रामचंद्र छत्रपति बलदान दिवस
9.	24 अक्टूबर 2023	मंगलवार	महात्मा आनंद स्वामी पुण्यतिथि
10.	12 नवंबर 2023	रविवार	ऋषि निर्वाणोत्सव
11.	14 नवंबर 2023	मंगलवार	स्वामी दयानंद वरजानंद की कुटिया
12.	14 नवंबर 2023	मंगलवार	महात्मा हंसराज पुण्यतिथि
13.	19 दिसंबर 2023	मंगलवार	पंडित राम प्रसाद बिस्मिल बलदान दिवस
14.	23 दिसंबर 2023	शनिवार	स्वामी श्रद्धानंद बलदान दिवस
15.	1 जनवरी 2024	सोमवार	नव वर्ष के आगमन पर शुभकामनाएँ एवं हवन।
16.	12 जनवरी 2024	शुक्रवार	स्वामी ववेकानंद जयंती
17.	28 जनवरी 2024	रविवार	लाला लाजपतराय जयंती
18.	12 फरवरी 2024	सोमवार	ऋषि दयानंद सरस्वती जन्म दिवस
19.	21 फरवरी 2024	बुधवार	मुनि मुनिश्वरानंद पुण्यतिथि
20.	8 मार्च 2024	शुक्रवार	ऋषि बोधोत्सव
21.	19 मार्च 2024	मंगलवार	पंडित गुरुदत्त वदयार्थी पुण्यतिथि
22.	9 अप्रैल 2024	मंगलवार	हिंदू नव वर्ष पर हवन।



ओ३म्
DAV PUBLIC SCHOOL SAMANA
(SENIOR SECONDARY)
CBSE AFFILIATED-1630571



House Information

2023-24

House	Color	Motto	Tagline	Logo
Virtue	Red	Modesty	Self-Respect is the corner stone of all Virtues.	
Harmony	Green	Courage to Care	Caring is the gift of making the ordinary to Extraordinary.	
Charity	Blue	(Sympathy)	Charity makes dreams come true.	
Gratitude	Yellow	Thankful & Grateful	Gratitude Unlocks the fullness of life	

DO's AND DON'Ts

Do's

1. Give due regards to your elders.
2. Prepare yourself well to perform well.
3. Converse in English in School Campus.
4. Come to school well groomed, in proper Uniform.
5. Bring the student's diary to school daily.
6. Be regular in attendance and never be late to school. Attend morning assembly without fail.
7. Keep your classroom and school premises clean and tidy.
8. Turn off the taps after use.
9. Switch off fans and lights when not in use.
10. Be fair and honest at work. Always be considerate of the rights of others.
11. Make use of the Library.

Don'ts

1. Do not bring precious articles inschool.
2. Do not damage the school property.
3. Do not make noise in the classroom, corridors, auditorium or elsewhere in the school campus.
4. Do not bring gadgets such as mobile phones, I Pads, MP3's etc.
5. Do not be absent from school. 75% attendance is the minimum requirement.
6. Do not use abusive language.
7. Do not pluck flowers. Never touch electric plugs.
8. Do not wear expensive jewellery to school.
9. Don't involve in physical fights.
10. Do not come in personal vehicles to school.

CODE OF CONDUCT

- ❖ Converse in English in school campus.
- ❖ Come to school regularly. In case you want to avail leave, kindly get it sanctioned from class teacher.
- ❖ Ensure proper order and discipline while moving to the playground /assembly / library or any lab.
- ❖ Library books must be handled with extra care and must be returned in time.
- ❖ Shouting / Fighting or Indulging in unruly behavior in the school premises is forbidden.
- ❖ Kindly contribute to make your school clean DAV, Green DAV.
- ❖ Proper decorum should be maintained while singing National Anthem / DAV Anthem and School Prayers as a mark of patriotism.
- ❖ Students should not carry any sharp objects like blade, knife, paper cutter etc. as they can prove to be harmful.
- ❖ Possession of crackers / bursting crackers / playing with colours in the school is strictly prohibited. Any student found with expensive jewellery, mobile phone, CD's, any other objectionable article will be subjected to fine and confiscation of the above mentioned articles.

TEN PRINCIPLES OF THE ARYA SAMAJ

1. God is the primary source of all true knowledge and of all that can be known through it.
2. God is Existent, Intelligent and Blissful. He is Formless, Almighty, Just Merciful, Unborn, Infinite, Unchallengeable, Beginning less, Incomparable the support and Lord of all, Omniscient, Imperishable, Immortal, Fearless, Eternal, Holy and the Maker of the Universe. To him alone worship is due.
3. The Vedas are scriptures of true knowledge. It is the duty of all Aryas to read them, hear them being read and recite them to others.
4. We should always be ready to accept the truth and give up untruth.
5. All actions should be performed in conformity with Dharma, that is, after due consideration of right and wrong.
6. The primary aim of the Arya Samaj is too good for all, that is, to promote their physical, spiritual and social well-being.
7. We should treat all people with love, fairness and due regards for their merit.
8. One should aim at dispelling ignorance and promoting knowledge.
9. One should not only be content with one's own welfare but should look for it in the welfare of other also.
10. One should regard oneself under restriction to follow altruistic rulings of the society, while all should be free in following the rules of individual welfare

आर्य समाज के नियम

1. सब सत्य वद्या और जो पदार्थ वद्या से जाने जाते हैं, उन सब का आदि मूल परमेश्वर है।
2. ईश्वर सच्चिदानंद स्वरूप, निराकार, सर्वशक्तिमान, न्यायकारी, दयालु, सर्वेश्वर, सर्वव्यापक, सर्वातर्यामी, अजर, अमर, अभय, नित्य, प वत्र और सृष्टिकर्ता है उसी की उपासना करने योग्य है।
3. वेद सब सत्य वद्याओं की पुस्तक है। वेद का पढ़ना-पढ़ाना और सुनना-सुनाना सब आर्यों का परम धर्म है।
4. सत्य के ग्रहण करने और असत्य के छोड़ने में सर्वदा उद्यत रहना चाहिए।
5. सब काम धर्मानुसार अर्थात् सत्य और असत्य का वचार करके करना चाहिए ।
6. संसार का उपकार करना इस समाज का मुख्य उद्देश्य है अर्थात् शारीरिक, आत्मिक और सामाजिक उन्नति करना ।
7. सबसे प्रीतिपूर्वक धर्मानुसार यथायोग्य वर्तना चाहिए ।
8. अ वद्या का नाश और वद्या की वृद्ध करनी चाहिए।
9. प्रत्येक को अपनी ही उन्नति से संतुष्ट न रहना चाहिए, कंतु सबकी उन्नति में अपनी उन्नति समझनी चाहिए।
10. सब मनुष्यों को सामाजिक सर्वहितकारी नियम पालने में परतंत्र रहना चाहिए और प्रत्येक हितकारी नियम में सब स्वतंत्र रहें।