

Holiday Homework

D A V Public School Dwarka

Session 2015-16

Pre Primary _____

Name : _____

Roll no. _____



D A V Public School Dwarka

Summer Vacation Homework for Pre Primary (2015-16)

Holidays are a lot of fun
With all good and exciting things to come
Listening to stories of fairies land
Enjoying the hills and beach sand
Let's get close to birds and trees
And appreciate nature's beauties
Let's keep our spirits high
Let's rise and touch the sky.

Dear Parents

It's summer time again, full of fun and frolic. A break eagerly awaited by our little ones when they weave joyous memories in close association with their family and surroundings, free from rules and schedules of the school.

To give wings to the imagination of our young learners and to channelize their energies constructively, we have designed the worksheets which will engage them in fun filled learning.

You are requested to utilize this invaluable time with your child in building a long lasting bond. Tell rhymes and bed time stories to your child daily. Under your guidance, kindly ensure that your child:

- Completes the worksheets independently.
- Converses in English.
- Practises reading and writing.
- Helps you in doing basic activities of the house like keeping the things at proper place, arranging the book shelf, laying the dining table etc.

Look at the picture and answer the following questions:



1. How many fish are there in the pot? _____
2. What is there in the boy's left hand? _____
3. The boy caught the fish using a _____
4. Name any five creatures that live in water.
5. मेंढक और मछली किस व्यंजन वर्ग में आते हैं ? क वर्ग, च वर्ग, ट वर्ग या प वर्ग
6. A frog's young one is called a _____
7. Draw a fish in the pond.
8. Colour the picture.

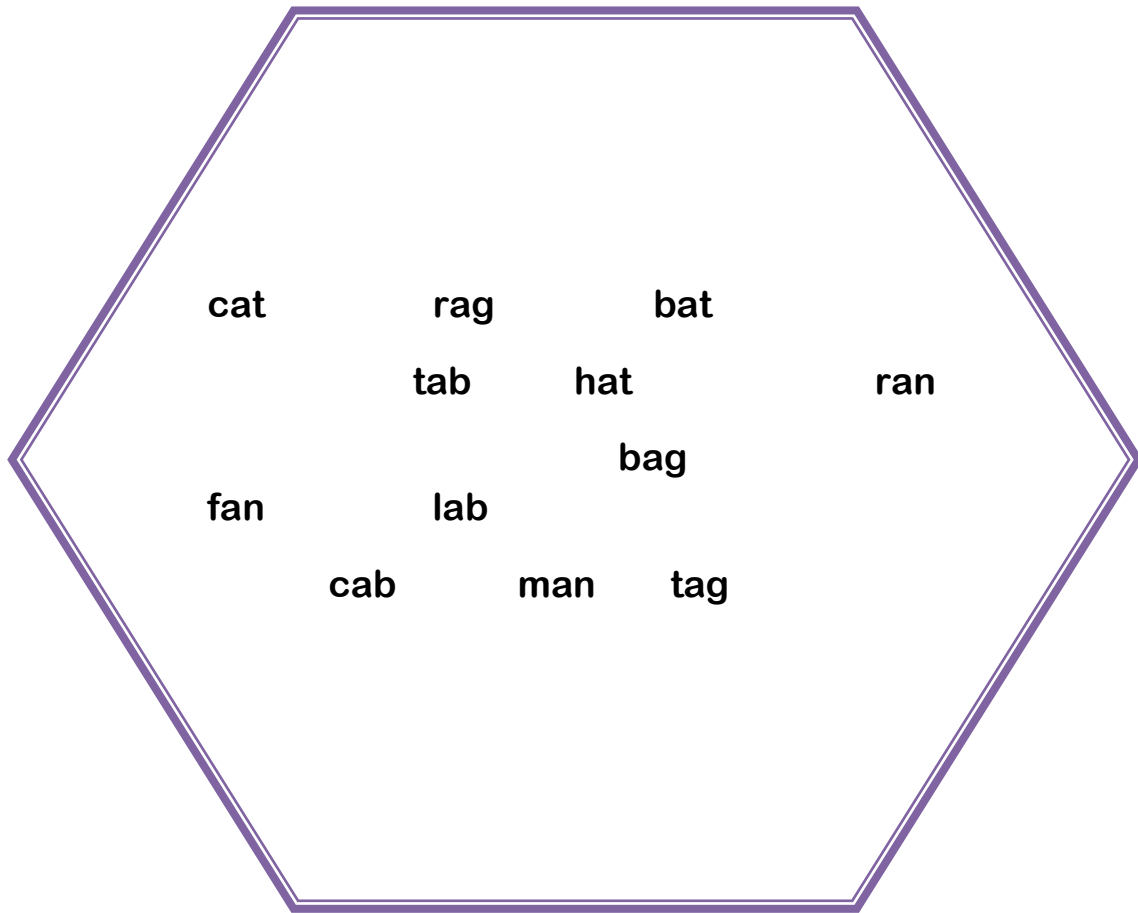
Look at the picture and answer the following questions:

F a m i l y



1. This is the picture of happy -----
2. How many members are there in the family?
3. Which number comes after 6?
4. How many children are there?
5. They all are looking-----?
6. Draw a house for this happy family.
7. Is this a joint family or a nuclear family?
8. Colour the picture.

Put these words in the right column.



Words ending with.....

an	at	ab	ag
ran			

Draw two pictures of each alphabet.

g

n


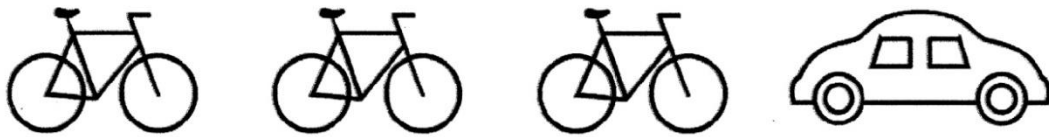

f

b


m

h

Circle the picture that is different.



Join the dots and colour the picture.



ENGLISH

Learn and write three letter words of vowel a, e (10 words each)
Practice dictation of words of vowel a, e (5 times)
Read pages 12, 14, 18, 20(My English Book)
Learn rhymes-Goodnight, My family, Summer time and Water from Rhythmic Rhyme Book (Learn any two Rhymes)

MATHS

Learn and write counting 0-50(2 times).
Practice missing numbers and after and between numbers (0-50).

E.V.S.

Describe verbally a place you visited during the vacation.
Memorize your residential address and phone number.
Use three in one notebook for holiday homework.

CREATIVE ACTIVITY

Make a puppet using old socks, buttons, wool etc.
Make a figure puppet with buckram or ice cream sticks (e.g. animals, my family).
Make an attractive wall hanging.

CLAY MODELING

Bring to school any one of the following items after the school reopens:
jewellery, animals, fruits, vegetables.

DO THE FOLLOWING WORK ON DRAWING SHEET:

Prepare a collage using natural or recyclable material depicting any one season

HOW CAN I BECOME INDEPENDENT?

Parents are requested to help the children learn to do the following tasks independently:

- Buttoning and unbuttoning the shirt.
- Folding mats and clothes.
- Arranging toy shelf.
- Wearing shoes and socks.
- Zipping up school bag, pouches and shorts.