

D.A.V PUBLIC SCHOOL

Budhpur, Delhi-110036

HOLIDAY'S HOMEWORK

CLASS :- PRE-SCHOOL

SESSION -2019 -20



*Summer, the season of sun,
Time for kids to have lots of fun.
Make new friends as you travel new lands
Parks, Kidzania or Adventure Island.
Museums, zoos or a mountain hike,
Learn skate board or skipping or ride your bike.
Click loads of pictures to show everyone,
With grandparents too have some fun.
Exciting experiments and art 'n' craft,
Cool recipes and projects to make you smart.
Upwards & onwards you have to go far,
You are a delight- a true Shining Star.*

Dear Parent ,

Summer vacations are just around the corner. We would like our children to have a nice time with family, friends, and relatives. To utilize this time in most constructive way, we have planned holiday's homework based on the principle of 'learning by doing' for child's holistic development.

Kindly follow the given suggestions:

- **Play time:** Play indoor and outdoor games with your child like ludo, carrom, puzzles and catch & throw the ball, etc. to instill discipline, generate sporting spirit, channelizing energies constructively.
- **Reading time:** Buy any two story books/ picture books .Encourage them to do picture reading, recall characters & incidents of the story to enhance their vocabulary.
- **Imbibe social skills:** Greeting with a smile, conversing freely, answering phone calls, speaking politely, sharing with the peers, use of magic words like Thank you, Sorry, Excuse me, etc.
- **Develop gross motor skills:** Spend quality time with your child by doing following activities like Aerobics, skating, cycling, dance, music, running etc.
- **Develop fine motor skills:** Do activities like paper tearing and pasting, beading, free hand coloring, news paper crushing, finger printing etc.
- **Explore nature:** Take your child for a walk or play to understand nature. Teach them to count trees, flowers, stones, etc. while going for a walk.
- **Converse with your child in English:** Lets enhance the communication skills of children by using simple words , phrases and sentences like –
 - How are you? I am good ,Thank you.
 - I am thirsty .Please give me water.
 - Please open/close my tiffin/bag.
 - I am hungry.Please give me food.
 - I have finished my work/food.

Encourage your child to give a brief introduction of himself/herself using following simple sentences :

- My name is
- I am a boy / girl.
- I am years old.
- My school's name is DAV Nursery School,Burari.
- I read in Pre-school.
- My class teacher's name is
- I live in Delhi.
- My father's / mother's name is Mr./Mrs.....

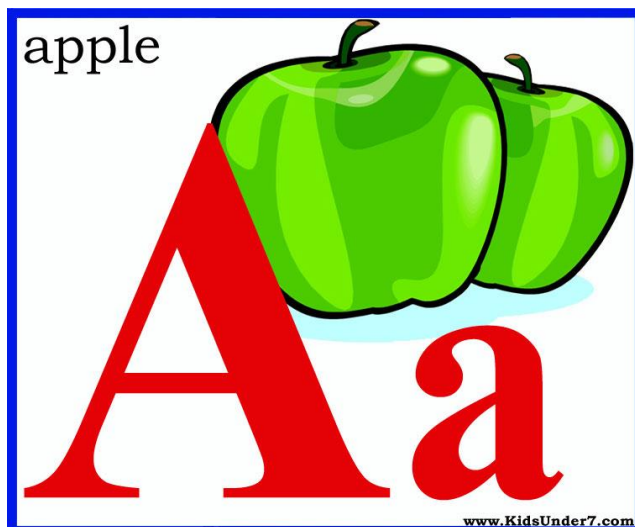
Enjoy the following activities during Summer Vacations

- Let's germinate seeds in a small pot. Water them daily and observe them grow into a plant. Label the pot and bring it to school after vacations.
- Explore your kitchen: Count no. of spoons, plates, forks, boxes etc.
- Collect pebbles and paint them with your child.
- Collect leaves and help your child make a collage. Let them feel the texture of the trunk and the leaves.
- Rhyme time: Learn any one English and Hindi rhyme apart from Rhythmic rhyme book with voice modulation and actions for rhyme activity which is going to be held after summer holidays.
- Visits during holidays and explore more :-
 - 1) Mother Dairy
 - 2) Zoo
 - 3) Children's Park
 - 4) India Gate

ENGLISH

- Make flash cards of letters according to the Roll Numbers.


Roll Numbers	Alphabet
1-2	Aa-Bb
3-4	Cc-Dd
5	Ee-Ff
6	Gg-Hh
7	Ii-Jj
8	Kk-Ll



FUN WITH SHAPES & COLOURS

- Make flash cards of the following shapes along with related objects according to roll numbers.

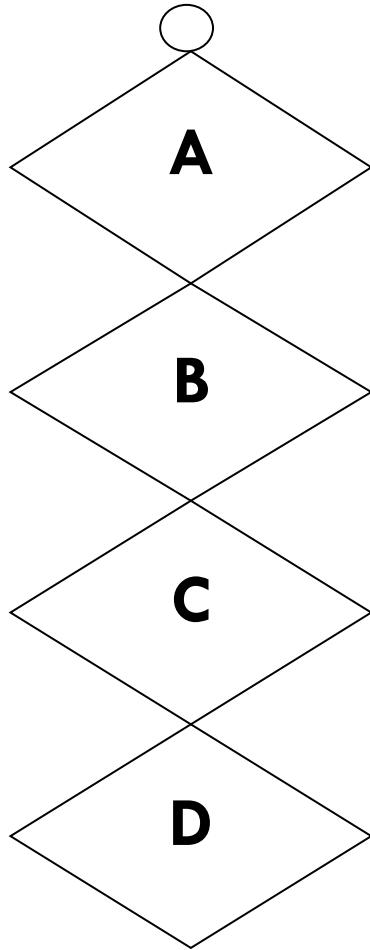
<i>Roll No.</i>	<i>Shapes</i>
1-2	Circle
3-4	Rectangle
5-6	Square
7-8	Triangle










- Paste pictures of yellow coloured objects on A-4 size sheet.
- Choose any two animals /birds according to the Roll Numbers and prepare a hanging.

Roll No.	Theme
1- 2	Water Animals
3-4	Wild Animals
5-6	Pet Animals
7	Domestic Animals
8	Birds


- A. Picture and Name of the animal/bird
- B. Cut out of young ones
- C. Habitat
- D. Food




Draw a line to match the parents to their babies.




PAPER CRUMPLING



Colour the puppy



Decorate the picture using decorative material like bindi, mirror, stones, buttons, etc.





Happy
Holidays!